

# VIASURE

## *Cryptosporidium* Real Time PCR Detection Kit

### Pathogen and product description

**C***ryptosporidium* is a protozoan parasite that causes gastrointestinal illness due to infection of the jejunum and ileum. More than 20 species of *Cryptosporidium* have been identified, having a worldwide distribution and infecting a variety range of hosts (mammals, birds, reptiles, amphibians and fish) owing to the oocyst stage is responsible for its ubiquitous transmission in the environment.

*Cryptosporidium parvum* and *Cryptosporidium hominis* are the species most commonly associated with human cryptosporidiosis, a disease that can be acquired through several routes: person-to-person contact, contact with companion and

farm animals, and ingestion of contaminated food, drinking water and recreational water. *Cryptosporidium* can be present without symptoms or cause diarrhea and abdominal discomfort with weight loss and malabsorption. In immunosuppressed patients, the disease is often more severe.

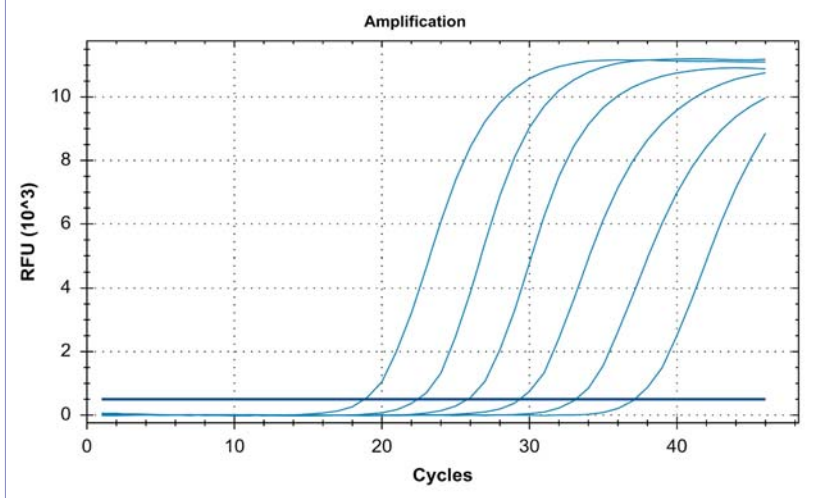
VIASURE *Cryptosporidium* Real Time PCR Detection Kit is designed for the diagnosis of infection caused by *Cryptosporidium* in human stool samples. After DNA isolation, the identification of *Cryptosporidium* is performed by the use of target specific primers and a fluorescent-labeled probe that hybridizes to a conserved region with the 18S rRNA gene.





**Analytical sensitivity**

**VIASURE** *Cryptosporidium* Real Time PCR Detection Kit has a detection limit of  $\geq 100$  DNA copies per reaction



Dilution series of *Cryptosporidium* ( $10^7$ – $10^2$  copies/rxn) template run on the Bio-Rad CFX96 Touch™ Real-Time PCR Detection System.

**Components**

Reagent/Material	Description	Quantity
<i>Cryptosporidium</i> 8-well strips	A mix of enzymes, primers-probes, buffer, dNTPs, stabilizers and Internal control in stabilized format	6/12 x 8-well strip
<i>Cryptosporidium</i> 96-well plate	A mix of enzymes, primers-probes, buffer, dNTPs, stabilizers and Internal control in stabilized format	1 plate
Rehydration Buffer	Solution to reconstitute the stabilized product	1 vial x 1,8 mL
<i>Cryptosporidium</i> Positive Control	Non-infectious synthetic lyophilized DNA	1 vial
Negative Control	Non template control	1 vial x 1 mL
Water RNase/DNase free	Water RNase/DNase free	1 vial x 1 mL
Tear-off 8-cap strips	Optical caps for sealing Wells during thermal cycling	6/12 x 8-cap strip
Shell Frame Grid	Shell Frame Grid	1 or 2

**Kit References**

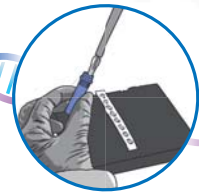
Reference	Description
VS-KRY106L	Viasure <i>Cryptosporidium</i> Real Time PCR Detection Kit 6 x 8-well strips, low profile
VS-KRY106H	Viasure <i>Cryptosporidium</i> Real Time PCR Detection Kit 6 x 8-well strips, high profile
VS-KRY112L	Viasure <i>Cryptosporidium</i> Real Time PCR Detection Kit 12 x 8-well strips, low profile
VS-KRY112H	Viasure <i>Cryptosporidium</i> Real Time PCR Detection Kit 12 x 8-well strips, high profile
VS-KRY113L	Viasure <i>Cryptosporidium</i> Real Time PCR Detection Kit 96-well plate, low profile
VS-KRY113H	Viasure <i>Cryptosporidium</i> Real Time PCR Detection Kit 96-well plate, high profile

**Work Flow**

One-step rehydration of wells and add your extracted DNA



**STEP 1**  
Separate the number of required strips you need




**STEP 2**  
Add 15 µl of rehydration buffer into each well



**STEP 3**  
Add 5 µl of DNA sample / positive control / negative control



**STEP 4**  
Load the strips into the thermocycler and run the specified protocol



**STEP 5**  
Interpretate results



CERTEST BIOTEC, S.L.  
Pol. Industrial Río Gállego II, Calle J, Nº 1,  
50840, San Mateo de Gállego, Zaragoza (SPAIN)  
www.certest.es

