

# Rat IgG1 kappa Isotype Control (eBRG1), eFluor 615, eBioscience™

## Product Details

Size	25 µg
Host/Isotype	Rat / IgG1, kappa
Class	Control
Type	Isotype Control
Clone	eBRG1
Conjugate	eFluor® 615
Form	Liquid
Concentration	0.2 mg/mL
Purification	Affinity chromatography
Storage buffer	PBS, pH 7.2, with 0.1% gelatin
Contains	0.09% sodium azide
Storage conditions	4° C, store in dark, DO NOT FREEZE!
RRID	AB_2637346

Applications	Tested Dilution	Publications
Immunohistochemistry (Paraffin) (IHC (P))	10 µg/mL	-
Immunohistochemistry (Frozen) (IHC (F))	1-10 µg/mL	-
Immunocytochemistry (ICC/IF)	0.5 µg/mL	-
Control (Ctrl)	Assay-Dependent	-

## Product Specific Information

**Description:** The monoclonal rat IgG1, kappa is useful as an isotype control immunoglobulin.

**Applications Reported:** This eBRG1 antibody has been reported for use in immunohistochemical staining of formalin-fixed paraffin embedded and frozen tissue sections and immunocytochemistry.

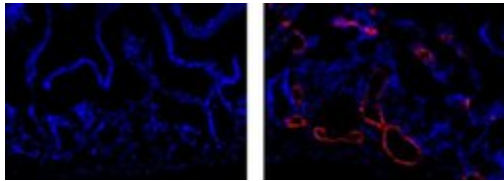
**Applications Tested:** This eBRG1 antibody has been tested by immunocytochemistry on fixed and permeabilized cells. Isotype control should be used at the same concentration as experimental antibody. This product has not been validated for flow cytometric analysis.

**Filter Recommendation:** When using this eFluor® 615 antibody conjugate, we recommend a filter that will capture the 615 emission wavelength (for example, Excitation 560/55, 585LP, Emission 645/75). A standard Alexa Fluor® 594 filter is acceptable.

**Excitation:** 595 nm; **Emission:** 615 nm.

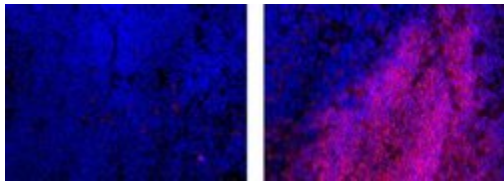
**Filtration:** 0.2 µm post-manufacturing filtered.

## Product Images For Rat IgG1 kappa Isotype Control (eBRG1), eFluor 615, eBioscience™



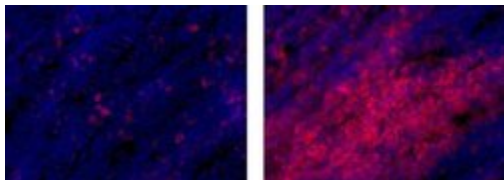
### Rat IgG1 kappa Isotype Control (42-4301-80) in IHC (F)

Immunohistochemistry on frozen, fixed mouse intestine using 1 µg/mL Rat IgG1 Isotype Control eFluor® 615 (left) or 1 µg/mL Anti-Mouse Lyve-1 eFluor® 615 (right). Nuclei are counterstained with DAPI.



### Rat IgG1 kappa Isotype Control (42-4301-80) in IHC (F)

Immunohistochemistry on frozen mouse spleen using 1 µg/mL Rat IgG2a K Isotype Control eFluor® 615 (left) or 1 µg/mL Anti-Human/Mouse CD45R (B220) eFluor® 615 (right). Nuclei are counterstained with DAPI.



### Rat IgG1 kappa Isotype Control (42-4301-80) in IHC (F)

Immunohistochemistry on frozen mouse spleen using 5 µg/mL Rat IgG2a Isotype Control eFluor® 615 (left) or 5 µg/mL Anti-Mouse CD8a eFluor® 615 (right). Nuclei are counterstained with DAPI.

[View more figures on thermofisher.com](http://thermofisher.com)

For Research Use Only. Not for use in diagnostic procedures. Not for resale without express authorization. Products are warranted to operate or perform substantially in conformance with published Product specifications in effect at the time of sale, as set forth in the Production documentation, specifications and/or accompanying package inserts ("Documentation"). No claim of suitability for use in applications regulated by FDA is made. The warranty provided herein is valid only when used by properly trained individuals. Unless otherwise stated in the Documentation, this warranty is limited to one year from date of shipment when the Product is subjected to normal, proper and intended usage. This warranty does not extend to anyone other than the Buyer. Any model or sample furnished to Buyer is merely illustrative of the general type and quality of goods and does not represent that any Product will conform to such model or sample. NO OTHER WARRANTIES, EXPRESS OR IMPLIED, ARE GRANTED INCLUDING WITHOUT LIMITATION, IMPLIED WARRANTIES OF MERCHANTABILITY, FITNESS FOR ANY PARTICULAR PURPOSE, OR NON INFRINGEMENT. BUYER'S EXCLUSIVE REMEDY FOR NON-CONFORMING PRODUCTS DURING THE WARRANTY PERIOD IS LIMITED TO REPAIR, REPLACEMENT OF OR REFUND FOR THE NON-CONFORMING PRODUCT(S) AT SELLER'S SOLE OPTION. THERE IS NO OBLIGATION TO REPAIR, REPLACE OR REFUND FOR PRODUCTS AS THE RESULT OF (I) ACCIDENT, DISASTER OR EVENT OF FORCE MAJEURE, (II) MISUSE, FAULT OR NEGLIGENCE OF OR BY BUYER, (III) USE OF THE PRODUCTS IN A MANNER FOR WHICH THEY WERE NOT DESIGNED, OR (IV) IMPROPER STORAGE AND HANDLING OF THE PRODUCTS. Unless otherwise expressly stated on the Product or in the documentation accompanying the Product, the Product is intended for research only and is not to be used for any other purpose, including without limitation, unauthorized commercial uses, in vitro diagnostic uses, ex vivo or in vivo therapeutic uses, or any type of consumption by or application to human or animals.