

# Rat IgG2b kappa Isotype Control (eB149/10H5), Alexa Fluor 561, eBioscience™

Product Details	
Size	50 µg
Host/Isotype	Rat / IgG2b, kappa
Class	Control
Type	Isotype Control
Clone	eB149/10H5
Conjugate	Alexa Fluor® 561
Form	Liquid
Concentration	0.2 mg/mL
Purification	Affinity chromatography
Storage buffer	PBS, pH 7.2
Contains	0.09% sodium azide
Storage conditions	4° C, store in dark, DO NOT FREEZE!

Applications	Tested Dilution	Publications
Flow Cytometry (Flow)	Assay-Dependent	-
Control (Ctrl)	Assay-Dependent	-

## Product Specific Information

Description: The rat IgG2b kappa monoclonal antibody is useful as an isotype control immunoglobulin.

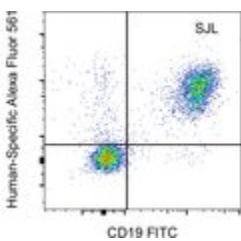
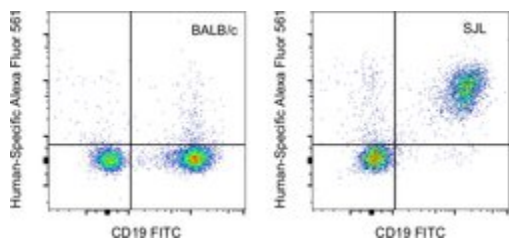
Applications Reported: This eB149/10H5 antibody has been reported for use in flow cytometric analysis.

Our internal testing shows that Alexa Fluor 561 non-specifically stains B cells in Swiss Webster and SJL mice. Non-specific staining has not been observed in BALB/c or C57BL/6 mice. Other strains have not been tested. See the Antibody Testing Data for an example of this strain-dependent difference.

Applications Tested: This eB149/10H5 antibody has been tested by flow cytometric analysis of mouse bone marrow and normal human peripheral blood cells and should be used at the same concentration as the experimental antibody.



Alexa Fluor 561 emits at 575 nm and is intended for use on spectral cytometers where it may be multiplexed with both PE and PE-eFluor 610.

Excitation: 558 nm; Emission: 575 nm; Laser: Yellow-Green Laser



**Rat IgG2b kappa Isotype Control (505-4031-81) in Flow**

Alexa Fluor 561 non-specific staining of B cells in the SJL strain of mice. Splenocytes from BALB/c (left) and SJL (right) strains of mice were stained with Anti-Mouse CD19 Monoclonal Antibody conjugated to FITC and a non-cross-reactive, human-specific monoclonal antibody conjugated to Alexa Fluor 561. These data show that Alexa Fluor 561-conjugated antibodies non-specifically stain B cells in SJL mice (right) and outbred, Swiss Webster mice (data not shown). Non-specific staining has not been observed in BALB/c mice (left) and C57BL/6 mice (data not shown).



**Rat IgG2b kappa Isotype Control (505-4031-81) in Flow**

C57BL/6 mouse bone marrow cells were stained with CD11b Monoclonal Antibody, eFluor 450 (Product # 48-0112-82) and staining buffer (autofluorescence) (left) or 0.5 µg of Rat IgG2b kappa Isotype Control, Alexa Fluor 561 (right). Total viable cells were used for analysis, as determined by 7-AAD (Product # 00-6993-50). This data was collected on a 5-laser Cytex Aurora full spectral cytometer.

For Research Use Only. Not for use in diagnostic procedures. Not for resale without express authorization. Products are warranted to operate or perform substantially in conformance with published Product specifications in effect at the time of sale, as set forth in the Production documentation, specifications and/or accompanying package inserts ("Documentation"). No claim of suitability for use in applications regulated by FDA is made. The warranty provided herein is valid only when used by properly trained individuals. Unless otherwise stated in the Documentation, this warranty is limited to one year from date of shipment when the Product is subjected to normal, proper and intended usage. This warranty does not extend to anyone other than the Buyer. Any model or sample furnished to Buyer is merely illustrative of the general type and quality of goods and does not represent that any Product will conform to such model or sample. NO OTHER WARRANTIES, EXPRESS OR IMPLIED, ARE GRANTED INCLUDING WITHOUT LIMITATION, IMPLIED WARRANTIES OF MERCHANTABILITY, FITNESS FOR ANY PARTICULAR PURPOSE, OR NON INFRINGEMENT. BUYER'S EXCLUSIVE REMEDY FOR NON-CONFORMING PRODUCTS DURING THE WARRANTY PERIOD IS LIMITED TO REPAIR, REPLACEMENT OF OR REFUND FOR THE NON-CONFORMING PRODUCT(S) AT SELLER'S SOLE OPTION. THERE IS NO OBLIGATION TO REPAIR, REPLACE OR REFUND FOR PRODUCTS AS THE RESULT OF (I) ACCIDENT, DISASTER OR EVENT OF FORCE MAJEURE, (II) MISUSE, FAULT OR NEGLIGENCE OF OR BY BUYER, (III) USE OF THE PRODUCTS IN A MANNER FOR WHICH THEY WERE NOT DESIGNED, OR (IV) IMPROPER STORAGE AND HANDLING OF THE PRODUCTS. Unless otherwise expressly stated on the Product or in the documentation accompanying the Product, the Product is intended for research only and is not to be used for any other purpose, including without limitation, unauthorized commercial uses, in vitro diagnostic uses, ex vivo or in vivo therapeutic uses, or any type of consumption by or application to human or animals.