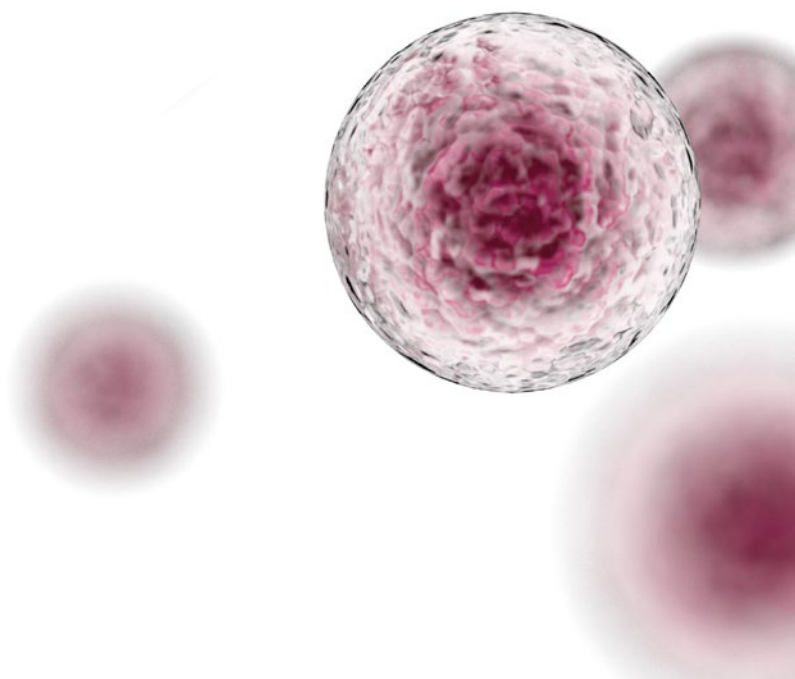


# Life Science Catalog

Products, user tips, and practical knowledge  
for life science applications.

BRAND. For lab. For life.®





# Simple, easy, and efficient

## Your life science applications with products from BRAND

At BRAND you will find the right consumables and liquid handling instruments for PCR, microbiology, cell culture and many other life science applications.

Each of our products emphasizes simple and easy lab work and an efficient workflow for your experiments. In this catalog, for example, find out how you can minimize evaporation losses during PCR (page 105) or achieve efficient cell growth using our cell culture inserts (page 74).

Efficient work also involves training and information. For every product, you will find tips and advice acquired from practical experience. Additional application notes and technical information are available in our knowledge database at [www.brand.de](http://www.brand.de).

**BRAND. For lab. For life.®**

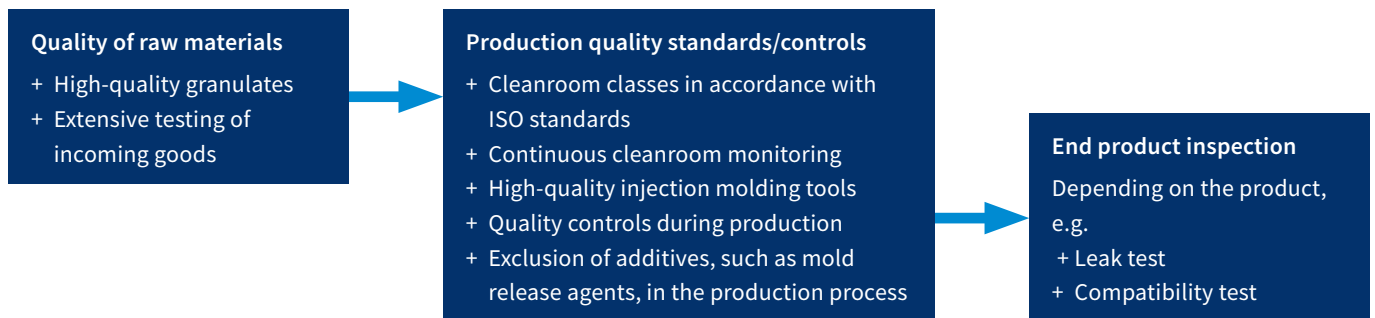
# Quality “Made in Germany” from BRAND



## Cleanroom quality

BRAND disposables for the field of life sciences are manufactured under controlled conditions in Germany, in one of the world's largest cleanrooms for laboratory disposables (ISO 14 644-1 Class 5, 7 and 8).

Continuous cleanroom monitoring, accompanied by precise regulation of the ambient conditions, results in high temperature stability throughout the entire production area. In combination with batch-related monitoring of the raw materials and end products, this stability guarantees the consistently high quality of BRAND life science products.




## Simple, easy, and efficient work – some examples:



Unlimited flexibility with BRAND Insert 2in1 cell culture inserts

Page 78



Greater sensitivity during qPCR reactions with BRAND 384-well PCR plates

Page 109



Proliferation of CHO cells on BRANDplates® cellGrade™ surface

Page 64



Microtubes with secure lid closure

Page 132







### Quality of raw materials

Sensitive applications, such as enzyme tests, PCR or the purification of nucleic acids and proteins, require the use of plastic disposables of the highest quality. For the production of pipette tips and PCR products BRAND uses specially selected PP types that are free of the additives di(2-hydroxyethyl) methyl-dodecyl-ammonium (DiHEMA) and 9-octadecenamide (oleamide). These two additives, which are often found in PP granulates, can interfere with biological tests and lead to false results. When source materials are selected for life science products, BRAND ensures any substances that could leach out of the raw material and influence the biological tests are reduced to the minimum necessary for processing. Mold release agents, such as stearate and erucic acid amide, are not used in the production process.

### BIO-CERT®

BIO-CERT® products from BRAND meet the highest quality standards and offer quality levels dedicated to the application. In addition to the general Certified Quality Label, special quality levels for PCR, cell culture and liquid handling are available. This means you can quickly and easily find the optimal BIO-CERT® products for your application.

### Find the right BIO-CERT® quality level for your application

|   |  |  |  |  |
|---|---|--|---|---|
| Cleanroom class 8 according to ISO 14644-1    | ✓   | ✓  | ✓   | ✓   |
| Free of DNA*                                  | ✓   | ✓  | ✓   | ✓   |
| Free of RNase                                 | ✓   | ✓  | ✓   | ✓   |
| Free of DNase                                 | ✓   | ✓  | ✓   | ✓   |
| Free of pyrogens, according to LAL test**     | ✓   | ✓  | ✓   | ✓   |
| Sterile according to ISO 11137                |   | ✓  |   | ✓   |
| Free of cytotoxic substances acc. ISO 10993-5 |   | ✓  |   |   |
| Free of PCR inhibitors                        |   |  | ✓   |   |
| Free of ATP                                   |   |  |   | ✓   |

\* human and bacterial DNA, \*\* according to Limulus Amebocyte Lysate (LAL) test, detection limit 0.01 EU/ml

# Contents

## Chapter I

---

### **CELL CULTURE & MICROBIOLOGY**

|  |                                   |                |
|--|-----------------------------------|----------------|
| <b>1</b>   | <b>Cell culture</b>               | <b>10 - 85</b> |
| 1.1  | Counting chambers                 | 11             |
| 1.2  | Centrifuge tubes with screw cap   | 17             |
| 1.3  | Media bottle                      | 20             |
| 1.4  | Cryogenic tubes                   | 22             |
| <b>2</b>   | <b>Microbiology</b>               | <b>27 - 38</b> |
| 2.1  | seripettor® bottle-top dispenser  | 28             |
| 2.2  | Culture and sample tubes          | 30             |
| 2.3  | Erlenmeyer flasks                 | 32             |
| 2.4  | Centrifuge tubes                  | 34             |
| 2.5  | Petri dishes                      | 36             |
| 2.6  | Inoculation loops                 | 36             |
|  <b>3</b>  | <b>Sample analysis</b>            | <b>39 - 46</b> |
| 3.1  | Cuvettes                          | 40             |
| 3.2  | Microscope slides   Cover glasses | 44             |
| 3.3  | Slide boxes                       | 45             |
| 3.4  | Staining troughs                  | 46             |
|  <b>4</b> | <b>Assay plates</b>               | <b>47 - 85</b> |
| 4.1  | Non-treated plates                | 48             |
| 4.2  | Microplates for immunoassays      | 54             |
| 4.3  | Microplates for cell culture      | 60             |
| 4.4  | Cell culture inserts              | 72             |

## Chapter II

---

### **PCR & qPCR**


|          |   |                  |
|----------|---|------------------|
| <b>5</b> | <b>Sample preparation</b>                               | <b>88 - 92</b>   |
| 5.1.     | PCR-suitable microtubes                                 | 89               |
| <b>6</b> | <b>PCR tubes for small and medium sample throughput</b> | <b>93 - 100</b>  |
| 6.1      | Single PCR tubes  | 94               |
| 6.2.     | PCR strips  | 97               |
| <b>7</b> | <b>PCR plates for medium and high sample throughput</b> | <b>101 - 111</b> |
| 7.1      | 24-well PCR plates   48-well PCR plates                 | 102              |
| 7.2      | 96-well PCR plates                                      | 104              |
| 7.3      | 384-well PCR plates                                     | 109              |
| <b>8</b> | <b>Sealing options</b>                                  | <b>112 - 119</b> |
| 8.1      | PCR cap strips  | 113              |
| 8.2      | Sealing films   | 116              |

## Chapter III

---

### **SAMPLE STORAGE**

|           |   |                  |
|-----------|---|------------------|
| <b>9</b>  | <b>Sample storage down to -20 °C</b>        | <b>124 - 130</b> |
| 9.1       | Microtubes with snap lid                    | 125              |
| 9.2       | Microplates, PP   Deep-well plates, PS      | 128              |
| <b>10</b> | <b>Sample storage down to -80 °C</b>        | <b>131 - 142</b> |
| 10.1      | Microtubes with lid closure                 | 132              |
| 10.2      | Microtubes with screw cap and plug seal     | 134              |
| 10.3      | Deep-well plates, PP                        | 137              |
| 10.4      | Tube racks                                  | 141              |
| <b>11</b> | <b>Sample storage down to -196 °C</b>       | <b>143 - 151</b> |
| 11.1      | Microtubes with screw cap and silicone seal | 144              |
| 11.2      | Cryogenic tubes                             | 150              |



## CELL CULTURE &

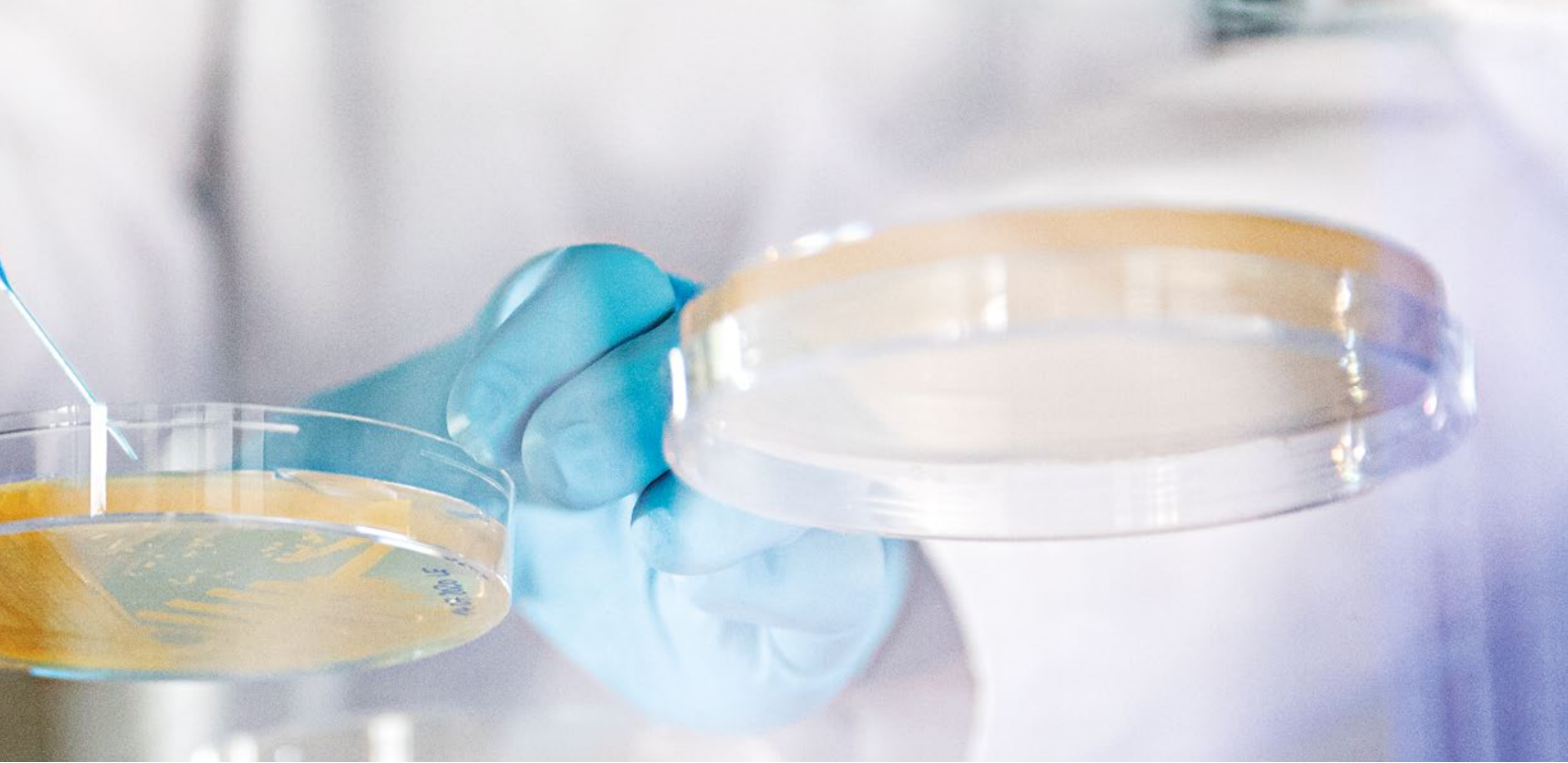


## MICROBIOLOGY

Identifying unknown pathogens and understanding cell signaling pathways (e.g. tumor biology or neurodegenerative diseases) are ongoing sources of scientific challenges for researchers. More and more, interdisciplinary research is being used to search for previously undiscovered active ingredients and innovative potential therapies through combining cellular and microbiological methods.

The only way to achieve the clear results essential to this research is by using the highest-quality consumable materials possible. To offer the best possible quality and purity for challenging analyses, BRAND continues to refine its Life Science products for cell culture and microbiology while optimizing manufacturing processes.





# Chapter I

## Cell culture & microbiology work areas

Cell banking and cryo storage

Cell cultivation | microbiology

Assaying



1.1 Counting chambers  
page 11



1.2 Centrifuge tubes with  
screw cap page 17



2.1 seripettor®  
page 28



2.2 Culture and sample  
tubes page 30



3.1 Cuvettes  
page 40



3.2 Microscope slides and  
cover glasses page 44



1.3 Media bottle  
page 20



1.4 Cryogenic tubes  
page 22



2.3 Erlenmeyer flasks  
page 32



2.4 Centrifuge tubes  
page 34



3.3 Slide boxes  
page 45




3.4 Staining troughs  
page 46



2.5 Petri dishes  
page 36



2.6 Inoculation loop  
page 36



4. Assay plates  
page 47

Liquid Handling 10 µl - 50 ml

Liquid Handling 1 µl - 25 ml

Liquid Handling 1 µl - 50 ml



## 1. Cell culture

Analyzing cell cultures (from cell lines or primary cells) can provide information on the effects of active ingredients, help interpret physiological conditions, and help explain pathophysiological changes.

Monitoring cell numbers using a hemocytometer (counting chamber) is an essential preparatory step for any cell culture. Only by determining these initial values researchers can calculate generation times or check cell densities before seeding them in culture vessels or put them for cryopreservation.

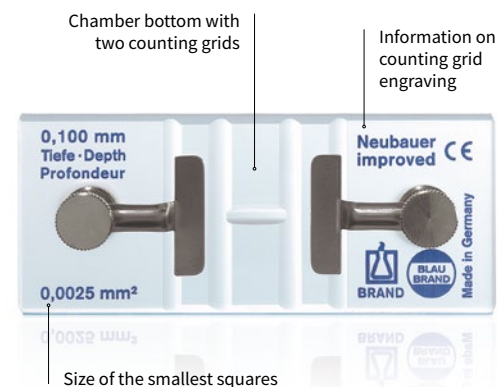
To support a wide range of experimental conditions, assay plates and culture vessels need to meet a variety of cellular requirements. Because of this, BRAND offers a broad range of certified cell culture products for many different applications in the areas of pharmacology, toxicology and tissue engineering including cell counting, cryopreservation, and cell cultivation and analysis in multiwell and microtiter plates.

# 1.1 Counting chambers



- ✓ BLAUBRAND® quality
- ✓ Outstanding measurement precision
- ✓ 100% certified quality

Determining cell counts is a key foundation for monitoring cellular proliferation. From patient samples to cell cultures, precision measuring equipment like BLAUBRAND® counting chambers ensure precise cell counts.



## Applications

- + Counting blood cell types
- + Cell counts in cerebrospinal fluid
- + Quantifying bacteria and fungal spores
- + Counting plant pollen
- + Determining cell counts of cultivated cell lines and primary cells
- + Quantifying immobilized sperm

## Features

- + Specialized optical glass
- + Certified BLAUBRAND® quality
- + In accordance with DIN 12 847
- + Available with and without spring clips
- + Includes 2 hemocytometer cover glasses
- + 2 counting grids per chamber for counts

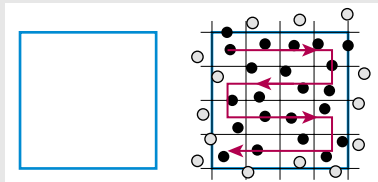


## User information

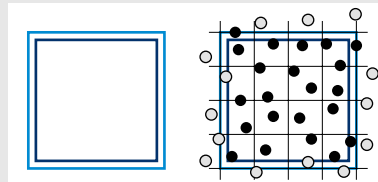
### Object counting with BLAUBRAND® counting chambers

- The aperture on the microscope condenser must be nearly closed.
- For counts in the 4 large squares at the corners, the use of a 10x objective (100x zoom) is recommended.
- A 40x objective is a better choice for counts in the central large square (such as for erythrocytes, algae cells and yeast).
- Double counts should be completed for all cell counts, especially if a sample includes a small number of cells.
- Allow the cells sufficient time to settle before starting a cell count.
- The more fields that are counted, the more accurate the count will be.
- The difference between the total counts for both counting grids may not exceed ten cells. The average for the counts is then used in the calculation formula.

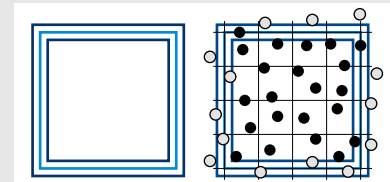
Single line



Outer line



Middle line



The arrow indicates the process for counting, for instance from top to bottom. The light blue line in all three of the group squares shown above represents the boundary line, while the dark blue lines are guide lines.

Cells touching the boundary lines of the counting square on two adjacent sides are also included in the count. The drawing shows this for the top and right boundary lines. Cells to be included in the count are represented as solid black circles. Cells that touch the bottom and left boundary lines, in contrast, are not included in the count. These cells are represented as white circles with black outline.

### Equation for particle determination (for general use)

$$\text{Particles per } \mu\text{l volume} = \frac{\text{Counted particles}}{\text{Counted surface (mm}^2\text{)} \cdot \text{Chamber depth (mm)} \cdot \text{Dilution}}$$

#### Example: Erythrocytes

Chamber: Improved Neubauer

1. Counted particles: 528 erythrocytes
2. Counted surface: 5 group squares, equivalent to 0.2 mm<sup>2</sup>
3. Chamber depth: 0.1 mm
4. Dilution: 1:200

#### Calculation

$$\frac{528 \cdot 200}{0.2 \cdot 0.1 \cdot 1} = 5.28 \cdot 10^6 \text{ Ery}/\mu\text{l blood}$$

## Models

Counting chamber  
with spring clips



Counting chamber  
without spring clips




CE IVD

BRAND counting chamber and hemocytometer cover glasses are CE-marked according to IVD-Directive 98/79 EC.



## Technical information & Ordering data



| Ruling                | Neubauer improved  | Neubauer improved bright-line   | Neubauer   |                      |        |
|-----------------------|--|---|--|----------------------|--------|
| Large squares "L"     | area of 1 mm <sup>2</sup> each<br>with 16 group squares of<br>0.0625 mm <sup>2</sup> each  | area of 1 mm <sup>2</sup> each<br>with 16 group squares of<br>0.0625 mm <sup>2</sup> each   | area of 1 mm <sup>2</sup> each<br>with 16 group squares of<br>0.0625 mm <sup>2</sup> each  |                      |        |
| Large central square  | area of 1 mm <sup>2</sup> each<br>with 25 group squares of<br>0.04 mm <sup>2</sup> each<br>area mini square:<br>0.0025 mm <sup>2</sup> | area of 1 mm <sup>2</sup> each<br>with 25 group squares of<br>0.04 mm <sup>2</sup> each<br>area mini square:<br>0.0025 mm <sup>2</sup>    | area of 1 mm <sup>2</sup> each<br>with 25 group squares of<br>0.04 mm <sup>2</sup> each<br>area mini square:<br>0.0025 mm <sup>2</sup> |                      |        |
| Chamber depth         | 0.1 mm   | 0.1 mm  | 0.1 mm   |                      |        |
| Special feature       | all group squares have triple<br>boundary lines on each side   | all group squares have triple<br>boundary lines on each side;<br>rhodium-coated chamber bottom<br>for reversed microscopy (dark<br>field) | -  |                      |        |
| For quantification of | Leucocytes "L" counter square<br>other cell types<br>Erythrocytes "E" large central<br>Thrombocytes square<br>yeast<br>bacteria        | Leucocytes "L" counter square<br>other cell types<br>Erythrocytes "E" large central<br>Thrombocytes square<br>yeast<br>bacteria           | Leucocytes "L" counter square<br>other cell types<br>Erythrocytes "E" large central<br>Thrombocytes square<br>yeast<br>bacteria        |                      |        |
|                       | without spring<br>clips  | with spring<br>clips  | without spring<br>clips  | with spring<br>clips |        |
| Cat. No.              | 717805   | 717820  | 717810   | 718605               | 718620 |



CE IVD

Hemocytometer cover glasses  
for Neubauer improved and  
Neubauer counting chambers

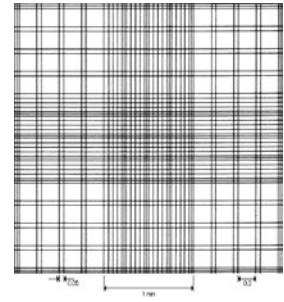
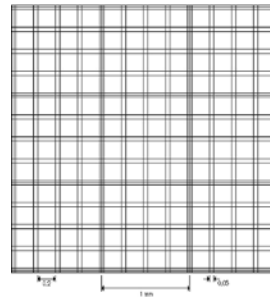

|                         |  |
|-------------------------|--|
| L x W                   | 20 x 26 mm                                   |
| Thickness [mm]          | 0.4  |
| Flatness tolerance [µm] | ± 3  |
| Pack of                 | 100 pieces<br>(10 boxes at 10 cover glasses) |
| Cat. No.                | 723015                                       |



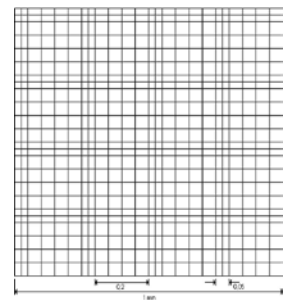

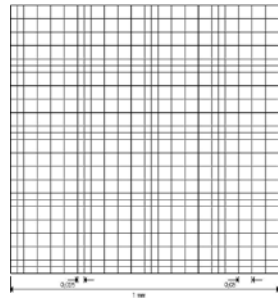
BLAUBRAND® counting chambers are delivered with two matching hemocytometer cover glasses. Technical specifications are listed on the following two pages.



(continued counting chambers)



Large central square



| Ruling                | Thoma  | Bürker  | Bürker-Türk   |
|-----------------------|--|---|---|
| Large squares         | not present  | area of 1 mm <sup>2</sup> each<br>with double line divided into 16 group squares of 0.04 mm <sup>2</sup> each | area of 1 mm <sup>2</sup> each<br>with double line divided into 16 group squares of 0.04 mm <sup>2</sup> each |
| Large central square  | area: 1 mm <sup>2</sup><br>with 16 group squares of 0.04 mm <sup>2</sup> | area: 1 mm <sup>2</sup><br>with 16 group squares of 0.04 mm <sup>2</sup>                                      | area: 1 mm <sup>2</sup><br>with 16 group squares of 0.04 mm <sup>2</sup>                                      |
| Chamber depth         | 0.1 mm   | 0.1 mm  | 0.1 mm  |
| Special feature       | -  | double lines create mini squares of 0.0025 mm <sup>2</sup> each in all large squares                          | combination of the Bürker and Thoma systems   |
| For quantification of | Erythrocytes<br>Thrombocytes<br>other cell types                         | Erythrocytes<br>Thrombocytes<br>other cell types  | Erythrocytes<br>Thrombocytes<br>other cell types  |
|                       | without spring clips   | without spring clips  | without spring clips  |
|                       | with spring clips  | with spring clips   | with spring clips   |
| Cat. No.              | 718005   | 718905  | 719505  |
|                       | 718620   | 718920  | 719520  |



CE IVD

Hemocytometer cover glasses  
for Thoma, Bürker and Bürker-Türk counting chambers

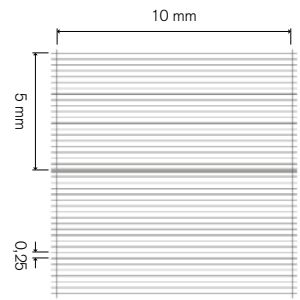


|                         |  |
|-------------------------|--|
| L x W                   | 20 x 26 mm                                   |
| Thickness [mm]          | 0.4  |
| Flatness tolerance [µm] | ± 3  |
| Pack of                 | 100 pieces<br>(10 boxes at 10 cover glasses) |
| Cat. No.                | 723015                                       |

i

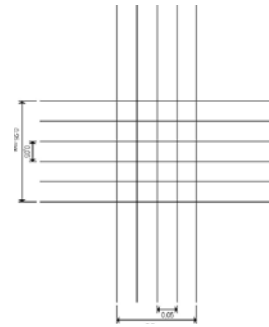

Pure white (clear) borosilicate glass, hydrolytic class 1, DIN ISO 8255. Refractive index  $n_e = 1.52 \pm 0.01$ ; Abbe number  $v_e = 56.5 \pm 0.5$ . Hemocytometer cover glasses differ from ordinary cover glasses by their plain ground and polished surface.



(continued counting chambers)



Large central square

**Ruling**

Large squares

Large central square

Chamber depth

Special feature

For quantification of

**Fuchs-Rosenthal**area of 1 mm<sup>2</sup> each  
with 16 group squares of  
0.04 mm<sup>2</sup> each

no further division

0.2 mm

counting grid size 4 mm x 4 mm  
total area 16 mm<sup>2</sup>

cells in the cerebrospinal fluid

without  
spring clips

719805

with spring  
clips

719820

**Malassez**area of 1 mm<sup>2</sup> each  
with 16 group squares of  
0.04 mm<sup>2</sup> each

no further division

0.2 mm

rectangular ruling  
2.5 mm x 2 mmcells in the cerebrospinal fluid  
nematodes

without spring clips

719005

**Nageotte**area of 1 mm<sup>2</sup> each  
with 16 group squares of  
0.04 mm<sup>2</sup> each

no further division

0.5 mm

large chamber volume facilitates  
robust quantification of leuco-  
cyte concentrations, even below  
10 /  $\mu$ lcells in the cerebrospinal fluid  
remaining leucocyte quantities  
in apheresis concentrates  
nematodes

without spring clips

721305

Cat. No.



CE IVD

**Hemocytometer cover glasses for  
Fuchs-Rosenthal, Malassez and  
Nageotte counting chambers**

L x W

Thickness [mm]

Flatness tolerance [ $\mu$ m]

Pack of

Cat. No.

24 x 24 mm

0.4

 $\pm 3$ 100 pieces  
(10 boxes at 10 cover glasses)

723014

20 x 26 mm

0.4

 $\pm 3$ 100 pieces  
(10 boxes at 10 cover glasses)

723015

22 x 30 mm

0.4

 $\pm 3$ 100 pieces  
(10 boxes at 10 cover glasses)

723016



## Cleaning

We recommend using the disinfectant Mucocit® T to clean counting chambers. Please observe proper validated cleaning procedures for your specific counting chamber.

### Mucocit®-T

#### Instrument disinfecting detergent

Particularly suited for sensitive instruments. Free of phosphates, aldehydes, phenols and chlorine derivatives. Fresh scent. CE-marked according to MPG (German Medical Products Law).

| Description    | Pack of | Cat. No. |
|----------------|---------|----------|
| 2 liter bottle | 5       | 44822    |
| 5 liter can    | 1       | 44825    |



#### Microbiological efficiency/ concentration for use:

Disinfection of instruments: Bacteria (incl. Tuberculosis and mycobacteria) and fungi with high organic burden according to DGHM/VAH directives:

1% (10 ml/l)/1 hour  
2% (20 ml/l)/30 minutes  
3% (30 ml/l)/15 minutes

Limited virucidal efficacy\* (incl. HIV, HBV, HCV) 1% (10 ml/l)/5 minutes

Inactivation of rotaviruses:  
2% (20 ml/l)/5 minutes

\* As recommended by the RKI, Federal Health Bulletin 01/2004

## Accessories for automated cell counters

### Sample cup for Technicon-Analyzer

PS, transparent.  
Packed in bags of 1000.



| Capacity [ml] | Upper Ø [mm] | Lower Ø [mm] | Height [mm] | Cat. No. |
|---------------|--------------|--------------|-------------|----------|
| 1.5           | 15           | 12.2         | 22.7        | 115015   |
| 2             | 14.8         | 12.8         | 24.9        | 115016   |
| 4             | 17           | 13.3         | 38          | 115017   |

### Sample cup for COULTER COUNTER®

PS, transparent. PE lid.  
Pack quantity: 1000 = 4 bags of 250.



| Capacity [ml] | Ø [mm] | Height [mm] | Cat. No. |
|---------------|--------|-------------|----------|
| 20            | 32     | 56          | 722055   |

### Push-on caps

PE. Suitable for Technicon 1.5 ml and 2 ml sample tubes. Pack of 1000.

| Cat. No. |
|----------|
| 115020   |







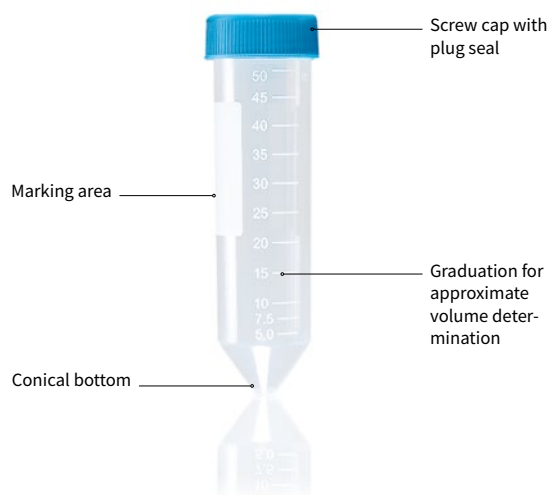
## 1.2 Centrifuge tubes with screw cap



- ✓ Biologically inert polypropylene for optimal cell and protein recovery
- ✓ Screw cap with plug seal offers protection against leaks
- ✓ Highly transparent PP for optimal sample visibility

Conical centrifuge tubes with screw closures are standard equipment in any cell culture laboratory. Defined dimensions ensure a good fit on commonly available centrifuge tubes. We use the purest, highest-quality materials available during manufacturing, ensuring outstanding sample integrity.

Due to their excellent mechanical and chemical resistance, centrifuge tubes from BRAND are also a good choice for short-term sample and solution storage.



### Applications

- + Adding culture medium
- + Holding cell suspension during passaging
- + Aliquoting and short-term storage of cell culture serum
- + Preparing SDS PAGE collection and separating gel solutions
- + Preparing solutions for protein biochemistry
- + For research use only!

### Features

- + PP for good chemical resistance (PE cap)
- + Clear graduation
- + Sterile version available (sterility assurance level SAL 10<sup>-6</sup>)
- + Centrifuge up to 3000 x g

## User information

### Centrifuging information

The centrifuge tubes can withstand up to 3000 x g which meets the requirements of commonly used centrifugation protocols in cell culture.

|  |                 |
|--|-----------------|
| General fractionation of whole blood into blood plasma and cellular fractions. | 1500 - 3000 x g |
| Sedimentation of cells in liquor   | 1000 x g        |
| General centrifuging during passaging of eukaryotic cells                      | ≤ 600 x g       |

Frequently, the duration of centrifugation has a greater impact on cell viability than the relative centrifugal force (RCF).

### Caution!

The relative centrifugal force (RCF) depends on the radius of the rotor and the speed (RPM) of the centrifuge.

### General conversion formula

$$g = RCF = ((U/min)/1000)^2 \cdot r \cdot 1.118$$

#### g-value:

Gravitational acceleration

#### RCF:

Relative centrifugal force  
(corresponds to the g-value)

#### r:

Rotation radius

#### U/min:

Rotor rotations per minute  
(speed)



Adding a laboratory film as an additional external seal on the cap reduces the danger of contamination, for example if medium aliquots are to be heated in a water bath or serum is to be heat-inactivated.

## Accessories

### Test tube rack

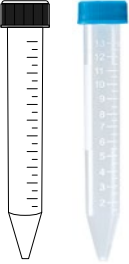


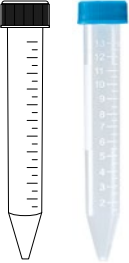


PTFE. Excellent chemical resistance. Operating temperature -200 °C to 250 °C.  
Pack of 1.



| for Ø up to [mm] | Positions | L x W x H [mm] | Cat. No. |
|------------------|-----------|----------------|----------|
| 13               | 21        | 180 x 60 x 60  | 115510   |
| 19               | 10        | 180 x 60 x 70  | 115515   |
| 30               | 4         | 180 x 60 x 80  | 115520   |



## Technical information & Ordering data

|                        | Capacity<br>15 ml  | Capacity<br>50 ml   | Capacity<br>50 ml  |
|------------------------|--|---|--|
|                        |   |   |   |
| <b>Description</b>     | <b>conical</b>   | <b>conical</b>  | <b>self-standing</b>   |
| Subdivision up to [ml] | 13   | 50  | 50   |
| Height [mm]            | 120  | 114   | 116  |
| Outer-Ø [mm]           | 17   | 30  | 30   |
| Cap                    | screw cap PE<br>with plug seal   | screw cap PE<br>with plug seal  | screw cap PE<br>with plug seal   |
| Pack of                | 750 pieces (5 x 150)   | 300 pieces (6 x 50)   | 250 pieces (5 x 50)  |
| <b>Cat. No.</b>        | <b>114817</b>  | <b>114820</b>   | <b>114822</b>  |
|                        |  |  |  |
| <b>Description</b>     | <b>conical</b>   | <b>conical</b>  | <b>self-standing</b>   |
| Subdivision up to [ml] | 13   | 50  | 50   |
| Height [mm]            | 120  | 114   | 116  |
| Outer-Ø [mm]           | 17   | 30  | 30   |
| Cap                    | screw cap PE<br>with plug seal   | screw cap PE<br>with plug seal  | screw cap PE<br>with plug seal   |
| Pack of                | 750 pieces (5 x 150)   | 300 pieces (6 x 50)   | 250 pieces (5 x 50)  |
| <b>Cat. No.</b>        | <b>114818</b>  | <b>114821</b>   | <b>114823</b>  |



For research use only!


## 1.3 Media bottle



- ✓ Bottle and cap made of biologically inert material
- ✓ Larger bottle neck and bottle can be tilted by 45° for easy removal of medium
- ✓ Compatible with bottle top filters

Commonly used media bottles have narrow necks at a height that frequently require researchers to stand in uncomfortable postures over a clean bench when removing media using serological pipettes.

The new cell culture bottle from BRAND has a short profile, a wide bottle neck and can be tilted by 45°, allowing for a relaxed posture during pipetting. Thanks to its heavy weight, the cell culture bottle is always stable – either in a water bath or while using vacuum bottle top filters.



### Applications

- + Preparing and storing media and buffers for cell culture
- + Adding media and buffers during sterile filtration
- + Providing medium on a clean bench

### Features

- + Bottle made of Boro 3.3
- + Wide bottle neck (GL 56)
- + Suitable for autoclaving
- + Vacuum-tight
- + Clearly legible volume scale



## User information

### Sterile filtration of cell culture media

- Cell culture medium with added serum should not be autoclaved, since this will reduce or eliminate the biological activity of the contents.
- For sterilizing so-called complete medium, we recommend sterile filtration through a filter with a 0.2 µm pore size.

### Cleaning and storage

- The biologically inert PTFE adapter can be autoclaved at 121 °C and depyrogenated at 300 °C.
- The flat sides of the media bottle allow for space-saving storage in shelves and refrigerators.

## Technical information & Ordering data



### Vacuum-tight media bottle for sterile filtration

| Description | bottle with screw cap | screw cap | thread adapter |
|-------------|-----------------------|-----------|----------------|
| Thread      | GL 56                 | GL 56     | GL 56 / GL 45  |
| Material    | Boro 3.3 / PP         | PP        | PTFE           |
| Pack of     | 1 piece               | 10 pieces | 1 piece        |
| Cat. No.    | 122710                | 122750    | 122755         |



### Sterile vacuum filter unit

| Thread         | GL 45            | GL 45            |
|----------------|------------------|------------------|
| Material       | PS, PES membrane | PS, PES membrane |
| Pore size [µm] | 0.2              | 0.45             |
| Pack of        | 12 pieces        | 12 pieces        |
| Cat. No.       | 122760           | 122765           |

BVC liquid aspiration systems from VACUUBRAND



## Accessories

### Silicone tubing

Fits reducer fitting on the bottle top filter.



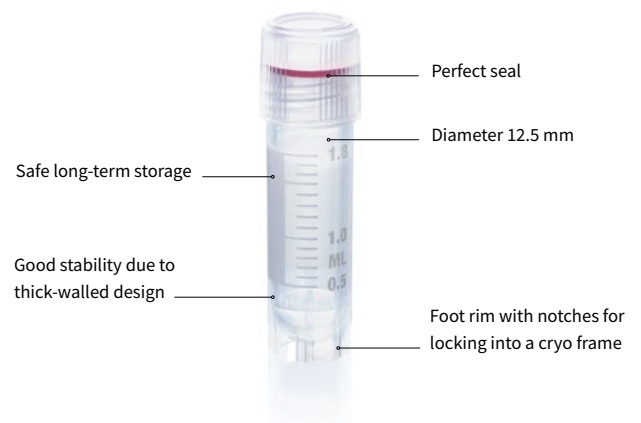
| Inner-Ø [mm] | Outer-Ø [mm] | Wall thickness [mm] | Cat. No. |
|--------------|--------------|---------------------|----------|
| 5            | 8            | 1.5                 | 143358   |
| 6            | 9            | 1.5                 | 143359   |
| 6            | 10           | 2                   | 143360   |
| 7            | 10           | 1.5                 | 143361   |
| 8            | 12           | 2                   | 143362   |

## 1.4 Cryogenic tubes



- ✓ Safe long-term storage
- ✓ Perfectly sealed containers
- ✓ Highly stable

Cryopreservation is an essential process for halting almost all chemical reactions during long-term storage and for preventing sample degradation. The most commonly used approach is to store samples in the gas phase of a liquid nitrogen tank, or in freezers. BRAND offers highly stable cryogenic tubes as an ideal choice for safe, long-term storage of biological materials. The right plastic and a precise thread design help perfectly seal these containers, reducing the danger of sample contamination.



### Applications

- + Storage of micro-organisms
- + Storage of primary cells
- + Storage of cell lines
- + Storage of blood and serums
- + One-handed, aseptic work
- + Sample transport

### Features

- + Extremely stable
- + Available either with a silicone seal or sealing lip
- + Temperature stability to -196 °C
- + Autoclavable at 121 °C (2 bar), according DIN EN 285
- + Suitable for centrifuging with up to 14,000 x g (tubes without ring stands)
- + Easy to open by hand with just a 1<sup>1/4</sup> turn



## User information

### Handling and safety information

- Cryogenic tubes should not be filled completely, as volumes may expand during freezing. The recommended fill volume is indicated at the upper end of the graduation.
- Cryogenic tubes with silicone sealing rings should not be opened while frozen, as this may damage the silicone seal.
- For safety reasons, BRAND recommends that cryogenic tubes be stored in the gas phase in liquid nitrogen. This reduces the danger of nitrogen penetration in case of improper use.



#### Advantages of external thread with sealing lip and silicone seal

- Simplifies single-handed operation in comparison to cryogenic tubes with internal thread.
- Reduces the danger of contamination.

### Preparing cells for freezing

- Ensuring cell authenticity. Cells to be cryopreserved should be free of contamination and have good viability.
- Prepare cryomedium specific for the cell type, then place the cryomedium and pre-marked cryogenic tubes on ice.
- Harvest the cells, centrifuge to remove the growth media, then suspend the cell pellets in a cool cryomedium.
- Transfer the cell suspension into the cryogenic tubes and start the cooling process.



#### Advantages of internal thread

- Space-saving compared to cryogenic tubes with external thread.
- Colored cap inserts snap in farther. Tubes can be removed from the box using the rod (fig. below).
- Uniform exterior diameter improves fit with centrifuge rotors.

## Accessories

### Cryogenic tube rack

Non-slip due to rubber feet. Locking cryogenic tubes with a foot rim simplifies single-handed opening. For 50 self-standing cryotubes. Pack of 4.

Cat. No. 114860



### Ice bucket

Durable, rigid polyurethane foam with excellent insulation properties. Operating temperature -196 °C to +95 °C. Pack of 1.


Capacity [l] Cat. No.

4.5 156100



### Storage boxes

With openings on the lid and base to prevent condensation or ice build-up. Fits into common stainless steel containers. Operating range -196 °C to +121 °C.



| for cryogenic tubes [ml] | Positions | L x W x H [mm] | Pack of | Cat. No. |
|--------------------------|-----------|----------------|---------|----------|
| 1.2 and 2                | 81        | 133 x 133 x 52 | 4       | 114862   |
| 3, 4 and 5*              | 81        | 133 x 133 x 95 | 5       | 114864   |
| 1.2 and 2**              | 100       | 133 x 133 x 52 | 4       | 114866   |

\* external thread, \*\* internal thread

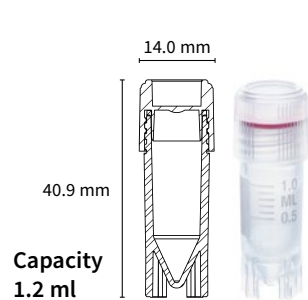
Tubes can be removed from the box using the rod



## Technical information & Ordering data



### Cryogenic tubes with external thread



Capacity  
1.2 ml

self-standing

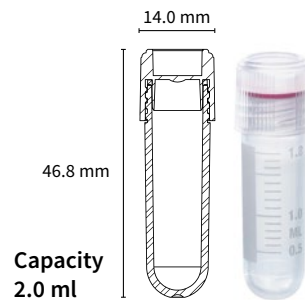
1.0

41

with silicone seal

1000 pieces  
(10 bags of 100)

114830



Capacity  
2.0 ml

round-bottom

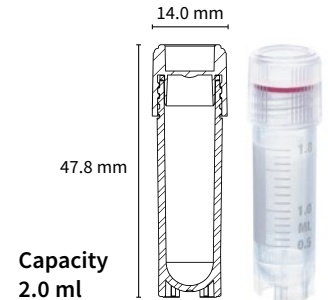
1.8

47

with silicone seal

1000 pieces  
(10 bags of 100)

114831



Capacity  
2.0 ml

self-standing

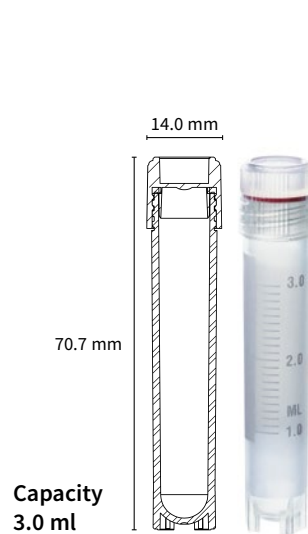
1.8

48

with silicone seal

1000 pieces  
(10 bags of 100)

114832



Capacity  
3.0 ml

self-standing

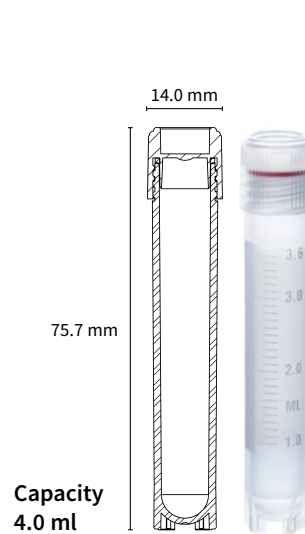
3.0

71

with silicone seal

1000 pieces  
(10 bags of 100)

114833



Capacity  
4.0 ml

self-standing

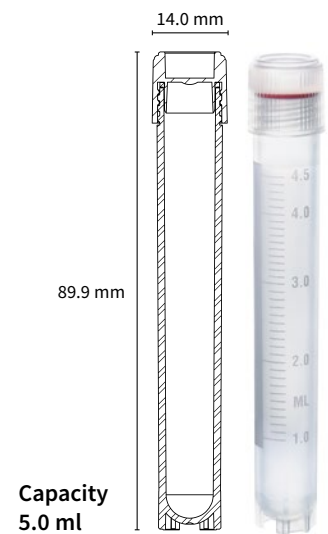
3.6

76

with silicone seal

1000 pieces  
(10 bags of 100)

114834



Capacity  
5.0 ml

self-standing

4.5

90

with silicone seal

1000 pieces  
(10 bags of 100)

114835

#### Description

Graduation up to [ml]

Height [mm]

Screw cap

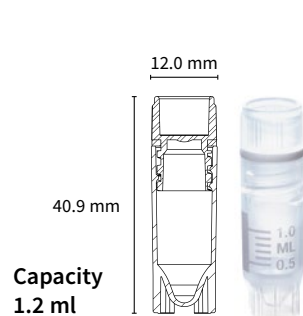
Pack of

Cat. No.





## Cryogenic tubes with internal thread



Capacity  
1.2 ml

self-standing

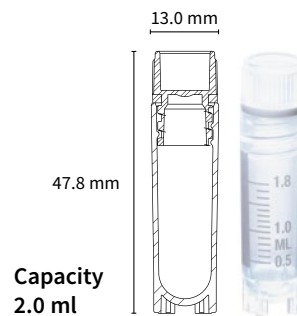
1.0

41

with silicone seal

1000 pieces  
(10 bags of 100)

114840



Capacity  
2.0 ml

self-standing

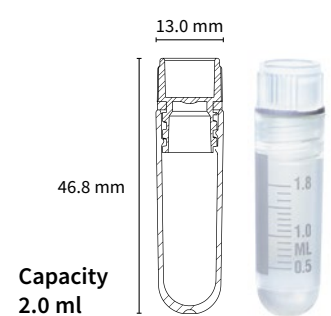
1.8

48

with silicone seal

1000 pieces  
(10 bags of 100)

114841



Capacity  
2.0 ml

round-bottom

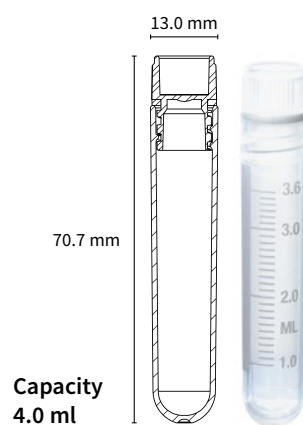
1.8

47

with silicone seal

1000 pieces  
(10 bags of 100)

114842



Capacity  
4.0 ml

round-bottom

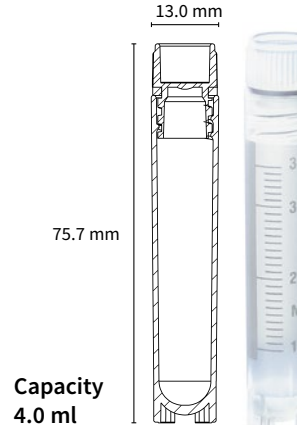
3.6

71

with silicone seal

1000 pieces  
(10 bags of 100)

114843



Capacity  
4.0 ml

self-standing

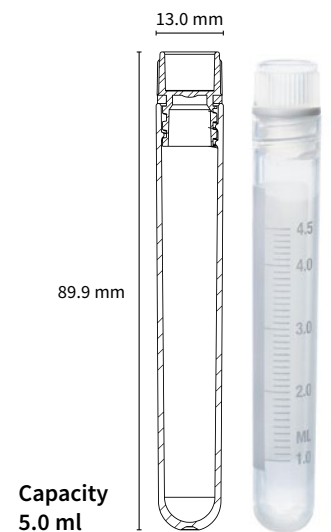
3.6

76

with silicone seal

1000 pieces  
(10 bags of 100)

114844



Capacity  
5.0 ml

round-bottom

4.6

90

with silicone seal

1000 pieces  
(10 bags of 100)

114845

### Description

Graduation up to [ml]

Height [mm]

Screw cap

Pack of

Cat. No.

## Cap inserts for color coding

PP. Fit for all sizes. Pack of 500.



Color

Cat. No.

white

114850

blue

114851

red

114852

green

114853

yellow

114854





## 2. Microbiology

Classic microbiological methods such as bioburden testing or creating an enrichment, mixed or pure culture are used in hygiene monitoring, product safety testing and molecular biology.

The BRAND product portfolio offers disposable plastic products and reusable glass products for liquid cultures and other cultures used in pathogen detection or during cloning and plasmid propagation.



## 2.1 seripettor® bottle-top dispenser



- ✓ Simple and effortless operation
- ✓ Replaceable dispensing cartridge and wearing parts
- ✓ Ideal for serial dispensing

The seripettor® bottle-top dispenser from BRAND precisely, quickly, and easily dispenses culture media into small-volume vessels with narrow necks, making difficult pipetting unnecessary. The optional flexible discharge tube with safety grip allows for a good reach and for easily placing cannulas using the culture vessel.



### Applications

- + Sterile dispensing of buffers and media
- + Luer-lock air filtration system helps maintain sterility
- + Serial dispensing into culture tubes

### Features

- + Easy cleaning and maintenance
- + Automatic filling, manual discharge
- + Simple operation
- + Safely handle hot aqueous solutions (up to 60 °C)
- + Can be mounted directly on bottles with a GL 45 thread
- + Sterile dispensing cartridges available



## User information

### Serial dispensing

The seripettor with GL45 thread adapter fits on most standard laboratory bottles. The flexible discharge tube with grip allows for safe and easy filling of culture tubes.

The seripettor significantly improves efficiency during serial dispensing versus working with pipettes.

### Dispensing sterile liquids

1. Mount the valve block with filling tube onto the bottle and cover the valve block with cap. Attach the autoclavable sterile membrane filter (0.2 µm) to the air vent opening and autoclave at 121 °C for 15 minutes.



2. On a clean-bench or sterile hood remove the cap from the valve block, screw in a new sterile dispensing cartridge and mount the pump assembly. You're ready to dispense!

## Accessories

### Dispensing cartridges

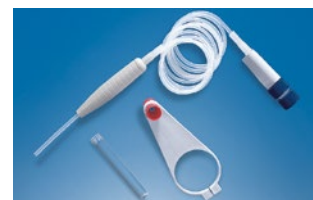
Non-sterile and sterile.  
Piston (PE), cylinder (PP).  
Not autoclavable.



| Description                           | Pack of | Cat. No. |
|---------------------------------------|---------|----------|
| 2 ml                                  | 3       | 704500   |
| 10 ml                                 | 3       | 704502   |
| 25 ml                                 | 3       | 704504   |
| 2 ml, sterile (individually wrapped)  | 7       | 704507   |
| 10 ml, sterile (individually wrapped) | 7       | 704506   |
| 25 ml, sterile (individually wrapped) | 5       | 704508   |

### Flexible discharge tube

PTFE tube, coiled, length 800 mm, with handle.  
Pack of 1.



| Nominal volume | Cat. No. |
|----------------|----------|
| 2 + 10 ml      | 704522   |
| 25 ml          | 704523   |

### Cap for closing valve block

PP, autoclavable (121°C).  
Pack of 1.



| Description | Cat. No. |
|-------------|----------|
| 2 + 10 ml   | 704552   |
| 25 ml       | 704554   |



Additional accessories like pump assembly, discharge tubes and valve sets you will find at [shop.brand.de](http://shop.brand.de)

## Technical information & Ordering data



### seripettor®

#### Items supplied:

seripettor®, discharge tube, filling tube, spare dispensing cartridge and bottle adapters, PP (GL 45/32, GL 45/38, and GL 45/S40).

| Description      | 0.2 - 2 ml |    | 1 - 10 ml |     | 2.5 - 25 ml |     |
|------------------|------------|----|-----------|-----|-------------|-----|
| Subdivision [ml] | 0.04       |    | 0.2       |     | 0.5         |     |
| A* ≤ ± [%] [µl]  | 1.2        | 24 | 1.2       | 120 | 1.2         | 300 |
| CV* ≤ [%] [µl]   | 0.2        | 4  | 0.2       | 20  | 0.2         | 50  |
| Cat. No.         | 4720120    |    | 4720140   |     | 4720150     |     |

\* The values of accuracy and coefficient of variation are final test values referring to the delivered volume. instrument and distilled water at equilibrium with ambient temperature (20 °C/68 °F) and smooth and steady operation. A = Accuracy. CV = Coefficient of variation

## 2.2 Culture and sample tubes



- ✓ Excellent sample visibility
- ✓ Tight sealing screw caps or grip stoppers
- ✓ Made of glass or plastic (PS)

Culture tubes for creating liquid and agar cultures are used in the fields of food technology, environmental analysis, infection biology or in basic research.

Culture tubes from BRAND stand out for their good resistance to centrifugal forces.



Use the seripettor® to quickly and easily transfer your culture media (or agar) into culture tubes.

With and without  
screw cap

For volumes of  
3 ml to 30 ml

Universal use



### Applications

- + Aerobic liquid cultures
- + Anaerobic liquid cultures
- + Stab cultures
- + Agar slant cultures

### Features

- + Made of soda lime glass or PS
- + With and without thread
- + PP screw caps with TPE elastomer seal
- + Glass tubes can be autoclaved (121 °C) according to DIN EN 285




## Technical information & Ordering data



Culture tubes, glass  
with screw cap, PP

| Capacity            | 6.5 ml     | 10 ml      | 20 ml      | 30 ml      |
|---------------------|------------|------------|------------|------------|
| Outer-Ø [mm]        | 12         | 16         | 16         | 18         |
| Height [mm]         | 100        | 100        | 160        | 180        |
| Wall thickness [mm] | 1          | 1          | 1          | 1          |
| RCF max.            | 3000       | 3000       | 1800       | 1100       |
| Pack of             | 100 pieces | 100 pieces | 100 pieces | 100 pieces |
| Cat. No.            | 113931     | 113935     | 113941     | 113943     |



Culture tubes, glass  
rimless

| Capacity            | 3 ml       | 5.5 ml     | 7.5 ml     | 13 ml     | 18 ml      | 22 ml      | 30 ml      |
|---------------------|------------|------------|------------|-----------|------------|------------|------------|
| Outer-Ø [mm]        | 10         | 12         | 12         | 16        | 16         | 16         | 18         |
| Height [mm]         | 75         | 75         | 100        | 100       | 125        | 160        | 180        |
| Wall thickness [mm] | 0.6        | 0.6        | 0.6        | 0.7       | 0.7        | 0.7        | 0.7        |
| RCF max.            | 3000       | 3000       | 3000       | 2600      | 1800       | 1500       | 900        |
| Pack of             | 250 pieces | 250 pieces | 144 pieces | 78 pieces | 105 pieces | 100 pieces | 121 pieces |
| Cat. No.            | 114105     | 114106     | 114110     | 114115    | 114120     | 114125     | 114130     |



Sample tubes, PS  
(disposable)

| Capacity            | 12 ml       | 5 ml        |
|---------------------|-------------|-------------|
| Outer-Ø [mm]        | 16          | 12          |
| Height [mm]         | 100         | 75          |
| Wall thickness [mm] | approx. 1.1 | approx. 0.9 |
| RCF max.            | 2000        | 2000        |
| Pack of             | 2000 pieces | 4000 pieces |
| Cat. No.            | 114715      | 114760      |



|              |               |               |
|--------------|---------------|---------------|
| Grip stopper | PE-LD         | PE-LD         |
| Pack of      | 10 000 pieces | 20 000 pieces |
| Cat. No.     | 114720        | 114730        |



Racks for culture tubes and test tubes

Size 265 x 126 mm. Will not float in waterbath.

Operating temperature -20 °C to +90 °C, autoclavable.

| For tubes up to Ø | 13 mm    | 16 mm    | 18 mm    | 20 mm    |
|-------------------|----------|----------|----------|----------|
| Height [mm]       | 75       | 75       | 75       | 75       |
| Positions         | 6 x 14   | 5 x 11   | 5 x 11   | 4 x 10   |
| Pack of           | 5 pieces | 5 pieces | 5 pieces | 5 pieces |
| Cat. No. white    | 4340000  | 4340060  | 4340010  | 4340020  |
| Cat. No. blue     | 4340001  | 4340061  | 4340011  | 4340021  |
| Cat. No. red      | 4340002  | 4340062  | 4340012  | 4340022  |

## 2.3 Erlenmeyer flasks



- ✓ Good mechanical resistance
- ✓ Easy to clean
- ✓ Diverse applications

Using Erlenmeyer flasks as vessels for larger liquid cultures offers the advantage of good gas exchange between the culture medium and gas phase.

BRAND Erlenmeyer flasks are made of borosilicate 3.3 glass. This makes them especially resistant to breakage, even after multiple cleaning cycles. The good mechanical resistance of BRAND Erlenmeyer flasks reduces the danger of breakage in automatic shakers.



### Applications

- + Aerobic liquid cultures
- + Pure cultures
- + Enrichment cultures
- + Static cultures

### Features

- + Borosilicate 3.3 glass
- + With beaded rim
- + Clearly legible divisions
- + Easy to clean





## User information

### Determining microbial growth in a suspension culture

Turbidity measurement has become an established, routine method for determining biomasses in a suspension culture. Turbidity correlates directly with cell count, and follows the Beer-Lambert law.

#### Important note:

Optical density (OD) measurement is performed at 600 nm because no pigment is present that adsorbs this wavelength.

At an  $OD_{600} \leq 0.8$ , the dry cell mass/ml corresponds well to the Beer-Lambert law. This means that light scatter is proportional to the number of particles released (cells).

If photometric measurements indicate an  $OD_{600} \geq 0.8$ , then the sample must be diluted and measured again.

## Accessories

### Standard cuvettes macro and semi-micro

PS and PMMA. Grouped by mold cavity number, 10 mm light path. Pack of 1000 (10 boxes of 100 cuvettes per box.)



| Description        | Material | Cat. No. |
|--------------------|----------|----------|
| macro cuvette      | PS       | 759005   |
| semi-micro cuvette | PS       | 759015   |
| macro cuvette      | PMMA     | 759105   |
| semi-micro cuvette | PMMA     | 759115   |

### Cuvette rack

PP, gray. Numbered positions. Autoclavable (121 °C). Suitable for standard 10 mm path-length cuvettes. Pack of 1.




| Description     | Length [mm] | Width [mm] | Height [mm] | Cat. No. |
|-----------------|-------------|------------|-------------|----------|
| for 16 cuvettes | 210         | 70         | 38          | 759500   |




Additional cuvettes are available in the Sample analysis section, starting on p. 40

## Technical information & Ordering data



### Erlenmeyer flasks narrow neck

| Capacity           | 50 ml     | 300 ml    | 500 ml    | 1000 ml   | 2000 ml   |
|--------------------|-----------|-----------|-----------|-----------|-----------|
| Neck outer-Ø [mm]  | 22        | 34        | 34        | 42        | 50        |
| Flask outer-Ø [mm] | 51        | 87        | 105       | 131       | 166       |
| Height [mm]        | 90        | 156       | 180       | 220       | 280       |
| Pack of            | 10 pieces | 10 pieces | 10 pieces | 10 pieces | 10 pieces |
| Cat. No.           | 92717     | 92739     | 92744     | 92754     | 92763     |



### Erlenmeyer flasks wide neck

| Capacity           | 50 ml     | 300 ml    | 500 ml    | 1000 ml   | 2000 ml   |
|--------------------|-----------|-----------|-----------|-----------|-----------|
| Neck outer-Ø [mm]  | 34        | 50        | 50        | 50        | 72        |
| Flask outer-Ø [mm] | 51        | 87        | 105       | 131       | 153       |
| Height [mm]        | 85        | 156       | 175       | 220       | 276       |
| Pack of            | 10 pieces | 10 pieces | 10 pieces | 10 pieces | 10 pieces |
| Cat. No.           | 92817     | 92839     | 92844     | 92854     | 92863     |

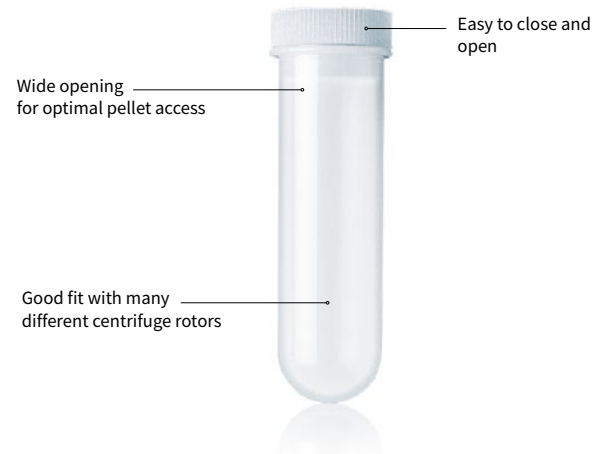
## 2.4 Centrifuge tubes



- ✓ Extra thick and even vessel walls
- ✓ Good chemical resistance
- ✓ Stoppers available separately

Centrifugation is essential for extracting proteins and nucleic acids from microbial liquid cultures.

Centrifuge tubes from BRAND can be used to efficiently sediment culture volumes of up to 160 ml, reducing centrifuging times. Matching stoppers perfectly seal the tubes, reducing the danger of contamination to rotors and centrifuges. After decanting supernatant, the pellet can easily be placed in interim storage at  $-20\text{ }^{\circ}\text{C}$  for processing at a later time.



### Applications

- + Centrifugation of bacterial cultures
- + Alkaline lysis of micro-organisms
- + Plasmid extraction from transformed bacteria

### Features

- + High chemical resistance
- + Stoppers available separately
- + Rated up to 4500 RZBCF
- + Suitable for autoclaving ( $121\text{ }^{\circ}\text{C}$ , 15 min)
- + For single use only



## Technical information & Ordering data

### Centrifuge tubes without PE-stopper



| Capacity     | 10 ml                        | 30 ml                      | 26 ml                      | 48 ml                      |
|--------------|------------------------------|----------------------------|----------------------------|----------------------------|
| Outer-Ø [mm] | 16                           | 20                         | 24                         | 30                         |
| Height [mm]  | 100                          | 100                        | 90                         | 100                        |
| Pack of      | 1000 pieces<br>(250 per bag) | 500 pieces<br>(50 per bag) | 500 pieces<br>(50 per bag) | 400 pieces<br>(25 per bag) |
| Cat. No.     | 115342                       | 115348                     | 115346                     | 115350                     |

| Capacity     | 75 ml                      | 110 ml                     | 160 ml                     |
|--------------|----------------------------|----------------------------|----------------------------|
| Outer-Ø [mm] | 35                         | 40                         | 45                         |
| Height [mm]  | 100                        | 120                        | 120                        |
| Pack of      | 300 pieces<br>(20 per bag) | 200 pieces<br>(20 per bag) | 100 pieces<br>(10 per bag) |
| Cat. No.     | 115352                     | 115354                     | 115356                     |

### PE-stopper



| For centrifuge tubes          | 10 ml       | 30 ml      | 26 ml      | 48 ml      |
|-------------------------------|-------------|------------|------------|------------|
| Height tube with stopper [mm] | 110         | 110        | 100        | 110        |
| Pack of                       | 1000 pieces | 500 pieces | 500 pieces | 500 pieces |
| Cat. No.                      | 115360      | 115366     | 115368     | 115370     |

| For centrifuge tubes          | 75 ml      | 110 ml     | 160 ml     |
|-------------------------------|------------|------------|------------|
| Height tube with stopper [mm] | 110        | 130        | 130        |
| Pack of                       | 500 pieces | 100 pieces | 100 pieces |
| Cat. No.                      | 115372     | 115374     | 115376     |

### Racks for centrifuge tubes

Size 265 x 126 mm. Will not float in waterbath.

Operating temperature -20 °C to +90 °C, autoclavable.




| For tubes up to Ø | 16 mm    | 20 mm    | 25 mm    | 30 mm    |
|-------------------|----------|----------|----------|----------|
| Height [mm]       | 75       | 75       | 88       | 88       |
| Positions         | 5 x 11   | 4 x 10   | 4 x 8    | 3 x 7    |
| Pack of           | 5 pieces | 5 pieces | 5 pieces | 5 pieces |
| Cat. No. white    | 4340010  | 4340020  | 4340030  | 4340040  |
| Cat. No. blue     | 4340011  | 4340021  | 4340031  | 4340041  |
| Cat. No. red      | 4340012  | 4340022  | 4340032  | 4340042  |

In general, we recommend filling at least 80% of the total volume of the centrifuge tube to prevent tube failure during centrifugation.



## 2.5 Petri dishes



- ✓ Temperature stability to 80 °C
- ✓ Stackable
- ✓ Crystal clear PS

Petri dishes for creating agar cultures are standard in every microbiology and molecular biology laboratory. Since the agar is poured or dosed while it is still hot, plastic petri dishes have to be able to withstand the high temperatures involved.

Petri dishes for one-time use by BRAND stand out for their excellent temperature stability, ensuring that even hot agar substances do not deform the plastic dishes.



Use the seripettor® to quickly and easily transfer your agar into the petri dish.

### Applications

- Manufacturing of agar plates for
- + Pure cultures
  - + Smears for separation
  - + Smears for clonal colony formation after transformation (master plate)
  - + Quantifying microorganisms

### Features

- + Temperature stability to 80 °C
- + Fully-automated manufacturing and packaging
- + Made of highly transparent polystyrene for consistency
- + Stackable and dimensionally stable
- + With and without vents

## 2.6 Inoculation loops



- ✓ Sterile (SAL 10<sup>-6</sup>)
- ✓ High flexibility for agar-saving smears
- ✓ Usable at both ends

Disposable inoculation loops by BRAND reduce the danger of contamination and make cleaning and sterilization processes unnecessary.

In particular when handling pathogenic agents, disposable BRAND inoculation loops are an excellent choice for keeping infection risk low.

### Applications

- + For inoculating cell cultures
- + For inoculating stab cultures
- + For inoculating liquid cultures

### Features

- + Made of highly flexible polystyrene
- + With loop only or with loop and needle
- + Sterile in accordance with USP 29 (SAL 10<sup>-6</sup>)
- + For single use only



## Technical information & Ordering data




### Petri dishes, soda-lime glass

| Lid Ø            | 40 mm     | 60 mm     | 80 mm     | 100 mm    | 100 mm    | 150 mm    |
|------------------|-----------|-----------|-----------|-----------|-----------|-----------|
| Base height [mm] | 12        | 15        | 15        | 15        | 20        | 25        |
| Pack of          | 10 pieces | 10 pieces | 10 pieces | 10 pieces | 10 pieces | 10 pieces |
| Cat. No.         | 455701    | 455717    | 455732    | 455742    | 455743    | 455751    |

### Petri dishes, PS



| Lid Ø            | 55 mm        | 55 mm       | 94 mm        | 94 mm      |
|------------------|--------------|-------------|--------------|------------|
| Description      | without vent | with vent   | without vent | with vent  |
| Base height [mm] | 14           | 14          | 16           | 16         |
| Pack of          | 1620 pieces  | 1620 pieces | 480 pieces   | 480 pieces |
| Cat. No.         | 452015       | 452010      | 452000       | 452005     |



### Inoculation loops, PS

| Capacity of loop | 1 µl        | 10 µl       | 1 + 10 µl   |
|------------------|-------------|-------------|-------------|
| Color            | natural     | blue        | yellow      |
| Length [cm]      | 20          | 20          | 20          |
| Pack of          | 1000 pieces | 1000 pieces | 1000 pieces |
| Cat. No.         | 452201      | 452210      | 452215      |



#### Cultivating microorganisms at an analytic scale:

96- and 384-well deep well plates are a great choice to save space and media while cultivating micro-organisms. BRAND lists products to meet your needs in chapter III on page 137.



## Accessories

### Threaded bottles

Soda-lime glass (amber).  
Screw cap PP, pouring ring  
PE-LD. Space-saving square  
base.  
Protects light-sensitive buffers  
or media and stock solutions.  
The bottles are available  
ethylene-acrylate coated or  
uncoated. Pack of 1.



| Capacity [ml] | Width [mm] | Height [mm] | Thread | coated Cat. No. | uncoated Cat. No. |
|---------------|------------|-------------|--------|-----------------|-------------------|
| 100           | 50         | 125         | GL 32  | 704002          | 704012            |
| 250           | 65         | 160         | GL 32  | 704004          | 704014            |
| 500           | 80         | 195         | GL 32  | 704006          | 704016            |
| 1000          | 95         | 230         | GL 45  | 704008          | 704018            |
| 2500*         | 140        | 300         | GL 45  | 704010          | 704020            |

\* cylindrical shape

### Magnetic stirring bar retrievers

PTFE. Magnetic core fully  
sealed. Pack of 1.

| Length mm | Ø mm | Cat. No. |
|-----------|------|----------|
| 150       | 8    | 137700   |
| 250       | 8    | 137710   |
| 350       | 8    | 137720   |



### Magnetic stirring bars

High magnetic strength and  
long life due to Alnico V mag-  
netic cores, fully encapsulated  
with high-grade PTFE. Strict  
quality control ensures the  
magnetic strength, position  
of the magnetic core, surface  
quality, crack resistance, and  
uniform thickness of the PTFE  
coating. Maximum operating  
temperature 270 °C.

Pack of 10.



| Length [mm] | Bar Ø [mm] | cylindrical Cat. No. | ring Ø [mm] | with pivot ring Cat. No. |
|-------------|------------|----------------------|-------------|--------------------------|
| 2.5         | 2.5        | 137100               | -           | -                        |
| 3.5         | 3.5        | 137101               | -           | -                        |
| 5           | 2          | 137102               | -           | -                        |
| 6           | 3          | 137103               | -           | -                        |
| 8           | 3          | 137104               | 4           | 137404                   |
| 12          | 4.5        | 137105               | 6           | 137405                   |
| 7           | 2          | 137106               | -           | -                        |
| 8           | 1.7        | 137107               | -           | -                        |
| 10          | 3          | 137108               | -           | -                        |
| 13          | 3          | 137109               | -           | -                        |
| 15          | 4.5        | 137110               | 6           | 137410                   |
| 15          | 1.7        | 137111               | -           | -                        |
| 10          | 6          | 137113               | -           | -                        |
| 15          | 6          | 137114               | -           | -                        |
| 20          | 6          | 137115               | 8           | 137415                   |
| 25          | 6          | 137120               | 7           | 137420                   |
| 30          | 6          | 137125               | 7.5         | 137425                   |
| 35          | 6          | 137127               | 8           | 137527                   |
| 40          | 8          | 137130               | 8.5         | 137430                   |
| 45          | 8          | 137132               | 10          | 137432                   |
| 50          | 8          | 137135               | 11          | 731435                   |
| 60          | 9          | 137140               | -           | -                        |
| 70          | 9          | 137145               | 10          | 137445                   |
| 80          | 9          | 137150               | -           | -                        |
| 108**       | 27         | 137155               | -           | -                        |
| 159**       | 27         | 137160               | -           | -                        |

\*\* flattened sides, pack of 1.



To prevent demagnetization stirring bars should not be stored in a random mass but should be kept "paired".



### 3. Sample analysis

Routine analysis of liquids and dissolved materials is typically carried out using photometric or spectroscopic methods. Cuvettes are frequently used in both kinds of analysis. BRAND offers a variety of disposable cuvettes for the UV/VIS range, which stand out for their excellent optical transmission ranges and defined layer thicknesses. They are an inexpensive alternative to glass or quartz cuvettes in many analytic disciplines.

Staining methods used to assess biological preparations highlight whole cells or sub-cellular structures, allowing them to be identified visually. Glass slides and matching cover glasses that have the same refractive index as the lens system are an optimal choice for microscopic analysis. High-quality slides from BRAND ensure uncomplicated analysis. Staining troughs and glass slide holders facilitate easy handling and secure, space-saving archiving of preparations.



## 3.1 Cuvettes




- ✓ Grouped by mold cavity number
- ✓ For photometric and spectroscopic analyses
- ✓ For measurements in the UV/VIS range

In many fields, plastic disposable cuvettes for the UV/VIS range can replace expensive, sensitive glass or quartz cuvettes. Time-consuming expensive cleaning processes are eliminated, and the dangers of sample mixing and contamination are reduced to a minimum.



Information on current compatibility with different commonly available photometers is available at [www.brand.de](http://www.brand.de)



### Applications

- + Extinction measurements
- + Fluorescence spectroscopy
- + Determining nucleic acid and protein concentrations

### Features

- + Made of PS, PMMA and UV polymer
- + Optical pathlength 10 mm
- + Compatible with a wide variety of photometers
- + With 2 or 4 optical windows
- + For volumes between 70 µl and 4.5 ml





## User information

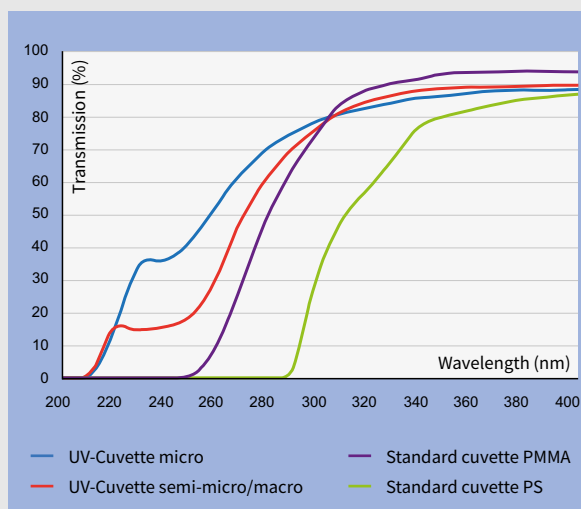
## Overview of chemical resistance and transmission properties of different cuvettes

## Chemical resistance\* of plastic cuvettes

| Substance              | PS | PMMA | UV-Cuvette |
|------------------------|----|------|------------|
| Acetic acid, 100%      | -  | -    | +          |
| Acetone                | -  | -    | +          |
| Ammonia                | +  | +    | +          |
| Benzaldehyde           | -  | -    | +          |
| Butanone               | -  | -    | +          |
| Chloroform             | -  | -    | -          |
| Dioxane                | -  | -    | +          |
| DMF                    | -  | -    | +          |
| Ethyl acetate          | -  | -    | +          |
| Hexane                 | -  | +    | -          |
| Hydrochloric acid, 36% | +  | -    | +          |
| Hydrofluoric acid, 10% | +  | +    | +          |
| Isopropanol            | +  | +    | +          |
| Nitric acid, 65%       | -  | -    | +          |
| Sodium hydroxide       | +  | +    | +          |

\* Short time resistance, 30 min. Longer-term storage of these chemicals should be confirmed by the user. Request a free sample.

## Transmission curves of different cuvettes



To achieve reproducible results: Before the actual measurement, always determine the blank value for the cuvette, and determine the linear range of measurement by means of a calibration curve.

## Overview table

| Cuvette type                        | Filling volume |        | Dimensions window (w x h) | Range of application | Standard deviation in extinction units         |
|-------------------------------------|----------------|--------|---------------------------|----------------------|--|
|                                     | min.           | max.   |                           |                      |  |
| UV-Cuvette micro, z = 8.5           | 70 µl          | 850 µl | 2 x 3.5 mm (min.)         | from 230 to 900 nm   | 240 nm $\leq$ ± 0.007<br>300 nm $\leq$ ± 0.005 |
| UV-Cuvette micro, z = 15            | 70 µl          | 550 µl | 2 x 3.5 mm (min.)         |                      |  |
| UV-Cuvette macro                    | 2.5 ml         | 4.5 ml | 10 x 35 mm                |                      |  |
| UV-Cuvette semi-micro               | 1.5 ml         | 3.0 ml | 4.5 x 23 mm               |                      |  |
| macro cuvette (PMMA)                | 2.5 ml         | 4.5 ml | 10 x 35 mm                | from 300 to 900 nm   | 320 nm $\leq$ ± 0.004                          |
| semi-micro cuvette (PMMA)           | 1.5 ml         | 3.0 ml | 4.5 x 23 mm               |                      |  |
| macro cuvette (PS)                  | 2.5 ml         | 4.5 ml | 10 x 35 mm                | from 340 to 900 nm   | 360 nm $\leq$ ± 0.005                          |
| semi-micro cuvette (PS)             | 1.5 ml         | 3.0 ml | 4.5 x 23 mm               |                      |  |
| macro cuvette (PS)<br>4 clear sided | 2.5 ml         | 4.5 ml | 10 x 35 mm                | from 340 to 900 nm   | 360 nm $\leq$ ± 0.005                          |
| UV-Cuvette macro<br>4 clear sided   | 2.5 ml         | 4.5 ml | 10 x 35 mm                | from 230 to 900 nm   | 240 nm $\leq$ ± 0.007<br>300 nm $\leq$ ± 0.005 |

## Accessories

## Cuvette rack

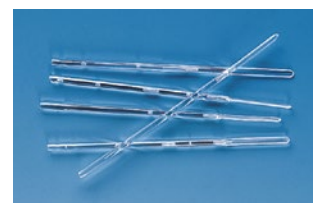
PP, gray. Numbered positions. Autoclavable (121 °C). Suitable for standard 10 mm path-length cuvettes. Pack of 1.



| Description     | Length [mm] | Width [mm] | Height [mm] | Cat. No. |
|-----------------|-------------|------------|-------------|----------|
| for 16 cuvettes | 210         | 70         | 38          | 759500   |

## Disposable stirring spatula

PS. Pack quantity 10000 = 20 bags of 500 per pack.



| Description | Stem Ø [mm] | Length [mm] | Cat. No. |
|-------------|-------------|-------------|----------|
| PS          | 3           | 120         | 759800   |



### UV-Cuvette micro

- Usable starting from 230 nm
- Specially designed for photometric determination of proteins, ssDNA, dsDNA, RNA and oligonucleotides

#### Caps for UV-Cuvette micro

- Create a secure closure
- For sample storage down to -20 °C
- Multiple colors for efficient sample management

Various photometric methods are currently available for determining the concentration and purity of nucleic acids and proteins.

#### Protein determination using UV cuvettes:

$$C_{\text{Protein (mg/ml)}} = 1.55 \cdot A_{280 \text{ nm}} - 0.76 \cdot A_{260 \text{ nm}}$$

#### Nucleic determination using UV cuvettes:

$$C_{\text{DNA } (\mu\text{g/ml})} = 50 \cdot A_{260 \text{ nm}} \cdot \text{dilution factor}$$

$$C_{\text{RNA } (\mu\text{g/ml})} = 40 \cdot A_{260 \text{ nm}} \cdot \text{dilution factor}$$

## Technical information & Ordering data



#### UV-Cuvette micro

| Center height      | 8.5 mm     | 8.5 mm     | 8.5 mm                       |
|--------------------|------------|------------|------------------------------|
| Light path [mm]    | 10         | 10         | 10                           |
| Sample volume [μl] | 70 - 850   | 70 - 850   | 70 - 850                     |
| Quality            | standard   | standard   | free of DNase, RNase and DNA |
| Pack of            | 100 pieces | 500 pieces | 100 pieces (single wrapped)  |
| Cat. No.           | 759200     | 759210     | 759215                       |



| Center height      | 15 mm      | 15 mm      | 15 mm                        |
|--------------------|------------|------------|------------------------------|
| Light path [mm]    | 10         | 10         | 10                           |
| Sample volume [μl] | 70 - 550   | 70 - 550   | 70 - 550                     |
| Quality            | standard   | standard   | free of DNase, RNase and DNA |
| Pack of            | 100 pieces | 500 pieces | 100 pieces (single wrapped)  |
| Cat. No.           | 759220     | 759230     | 759235                       |

#### Cap for UV-Cuvettes micro



| Color    | blue       | yellow     | green      | red        |
|----------|------------|------------|------------|------------|
| Material | PE         | PE         | PE         | PE         |
| Pack of  | 100 pieces | 500 pieces | 100 pieces | 100 pieces |
| Cat. No. | 759240     | 759241     | 759242     | 759243     |



## Standard cuvettes and UV-Cuvettes macro and semi-micro

- Ideally suited for determinations in water analysis, chemistry, and in life science applications
- Grouped by mold cavity number
- Significant lower costs compared to quartz glass cuvettes

## Technical information & Ordering data

### Macro and semi-micro cuvettes



| Description        | macro  |           |            |
|--------------------|--|-----------|------------|
| Material           | PS   | PMMA      | UV-Polymer |
| Light path [mm]    | 10   | 10        | 10         |
| Sample volume [ml] | 2.5 - 4.5                                      | 2.5 - 4.5 | 2.5 - 4.5  |
| Pack of            | 1000 pieces (10 boxes of 100 cuvettes per box) |           | 100 pieces |
| Cat. No.           | 759005   | 759105    | 759170     |

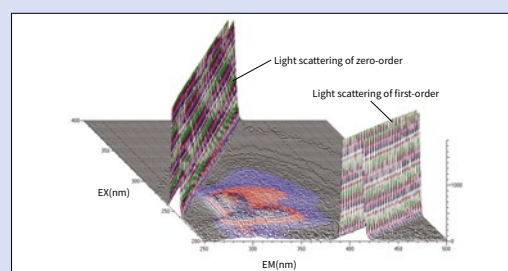


| Description        | semi-micro                                     |           |            |
|--------------------|--|-----------|------------|
| Material           | PS   | PMMA      | UV-Polymer |
| Light path [mm]    | 10   | 10        | 10         |
| Sample volume [ml] | 1.5 - 3.0                                      | 1.5 - 3.0 | 1.5 - 3.0  |
| Pack of            | 1000 pieces (10 boxes of 100 cuvettes per box) |           | 100 pieces |
| Cat. No.           | 759015   | 759115    | 759150     |

### Macro cuvette 4 clear sided

- For efficient and safe work, without cleaning steps
- Suitable for fluorescence spectroscopy
- Significantly lower costs for use compared to quartz glass cuvettes
- UV-Cuvettes show minimal autofluorescence

### Minimal autofluorescence of UV-cuvettes



3-D scan from 200 to 400 nm wavelength with Hitachi F - 7000 FL-Spectrometer

## Technical information & Ordering data



### Macro cuvette 4 clear sided

| Material           | PS         | PS         | UV-Polymer | UV-Polymer |
|--------------------|------------|------------|------------|------------|
| Light path [mm]    | 10         | 10         | 10         | 10         |
| Sample volume [ml] | 2.5 - 4.5  | 2.5 - 4.5  | 2.5 - 4.5  | 2.5 - 4.5  |
| Pack of            | 100 pieces | 500 pieces | 100 pieces | 500 pieces |
| Cat. No.           | 759030     | 759035     | 759125     | 759128     |



## 3.2 Microscope slides | Cover glasses disposables



### Microscope slides

Microscopic slide blanks from BRAND are manufactured from highly pure soda-lime glass using a float glass process. A multi-stage cleaning process ensures a perfectly clean surface.

#### Applications

- + Analysis of tissue sections and cellular suspensions
- + Producing permanent and fresh preparations

#### Features

- + Very good wettability
- + Fits in machinery
- + No inclusions
- + Good chemical and temperature resistance
- + Available with frosted end
- + In accordance with DIN ISO 803-1



The "ground edge" version reduces the risk of injury.

### Cover glasses

Cover glasses from BRAND are manufactured of pure white borosilicate glass in hydrolytic class 1. Fully-automated processing ensures absolutely clean, dust, and grease-free quality.

#### Applications

- + For covering preparations on microscopic slides

#### Features

- + Thickness No. 1 (0.13 to 0.17 mm)
- + Refractive index  $1.52 \pm 0.01$ ;
- + Abbe number  $v_d = 56.5 \pm 0.5$
- + Distortion-free flatness within  $\pm 3 \mu\text{m}$



Store dry and at a consistent temperature

## Technical information & Ordering data

### Microscope slides



| Description | ground edges                 |           | cut edges                    |           |
|-------------|------------------------------|-----------|------------------------------|-----------|
| Frosted end | -                            | both ends | -                            | both ends |
| Pack of     | 2500 pieces (50 boxes of 50) |           | 2500 pieces (50 boxes of 50) |           |
| Cat. No.    | 474743                       | 474744    | 474701                       | 474702    |


### Cover glasses



| Description | square shape                  |         |         |         | rectangular shape             |         |         |
|-------------|-------------------------------|---------|---------|---------|-------------------------------|---------|---------|
| Size [mm]   | 18 x 18                       | 20 x 20 | 22 x 22 | 24 x 24 | 24 x 40                       | 24 x 50 | 24 x 60 |
| Pack of     | 2000 pieces (10 boxes of 200) |         |         |         | 1000 pieces (10 boxes of 100) |         |         |
| Cat. No.    | 470045                        | 470050  | 470055  | 470060  | 470816                        | 470819  | 470820  |



## 3.3 Slide boxes



When creating a sample bank, both safe storage and ease of finding individual preparations are important. Because of this, BRAND offers sturdy slide boxes that provide outstanding protection for fixed samples during storage and transportation.

### Applications

- + Storage of fixed cell cultures
- + Storage of fixed tissue sections
- + Transportation of fixed samples

### Features

- + Less hygroscopic than cardboard slide folders
- + Optimal for refrigerated storage
- + Light-resistant closure
- + Numbered slots
- + For slides size 76 x 26 mm (DIN ISO 8037-1)

## Technical information & Ordering data



### Slide boxes

| Description            | rectangular shape |                 |                 | round shape     |
|------------------------|-------------------|-----------------|-----------------|-----------------|
| Sample identification  | with index card   | with index card | with index card | no              |
| Material               | PS                | PS              | PS              | PP              |
| Slide capacity         | 25                | 50              | 100             | 10              |
| Size [L x W x H in mm] | 120 x 96 x 35     | 270 x 97 x 35   | 230 x 187 x 35  | 45 (Ø) x 90 (H) |
| Pack of                | 1 piece           | 1 piece         | 1 piece         | 10 pieces       |
| Cat. No.               | 475800            | 475900          | 476000          | 476900          |



## 3.4 Staining troughs



Staining troughs and inserts allow for less waste of reagents and staining solutions. Thanks to their secure fit in the inserts, multiple slides can be processed at once.

Staining troughs with inserts from BRAND offer space for multiple slides. Two practical variants allow for easy transitions between separate drainage, washing and staining solutions. The opaque container and cover of the plastic staining trough can also be filled with a desiccant to accelerate the drying process.

### Applications

- + For histology and cytology stains
- + For preparation radiography

### Features

- + Good chemical resistance
- + No danger of breakage, POM
- + Inserts and staining troughs available separately
- + Easy to clean

## Technical information & Ordering data

### Staining troughs



#### Description

Size [L x W x H in mm]

Slide capacity

Lid

Pack of

Cat. No.

#### glass

105 x 85 x 70

10

Glass cover

10 pieces

472200

#### POM

98 x 88 x 52

25

Opaque cover

5 pieces

471800

### Accessories

Pack of

Cat. No.

#### separate insert

10 pieces

472000

#### separate insert

5 pieces


471400

#### wire handle for tray

473100

#### individual container

471500





## 4 Assay plates

Many automated high throughput processes in the Life Sciences, such as compound, high-throughput screening and high-content analyses, are reliant on the use of assay plates. Based on their compliance with ANSI/SLAS standards, almost all assay plates are suitable for commonly available plate readers and washers.

BRANDplates® microplates and multiwell plates are manufactured under advanced, ISO class 7 cleanroom conditions and packaged using a fully automated process. This ensures the highest possible purity, even for non-sterilized assay plates.

With available 24-, 96-, 384- and 1536-well formats and nine different surfaces created through specialized plasma treatments and coatings, they are the perfect choice for applications in microbiology, immunology, or cell culture. Depending on their pigmentation, they can be used for colorimetric, luminescence or fluorescence assays. Clear, multicolored alphanumeric codes ensure unique sample identification, and offer the option of delivering assay plates with customer-specified bar codes.

### 4.1 Non-treated microplates

- pureGrade™
- pureGrade™ S

Page 48

### 4.2 Microplates for Immunoassays

- immunoGrade™
- hydroGrade™
- lipoGrade™

Page 54

### 4.3 Microplates for cell culture

- cellGrade™
- cellGrade™ plus
- cellGrade™ premium
- inertGrade™


Page 60

### 4.4 Cell culture inserts

- Multiwell plates
- Individual inserts
- Insert strips
- Insert 2in1

Page 72

## 4.1 Non-treated plates

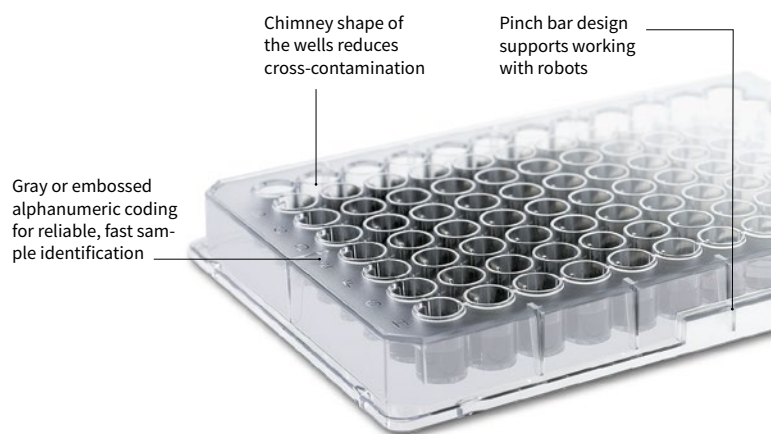


- ✓ Optimal surfaces for optimal results
- ✓ Reliable quality from the cleanroom
- ✓ Versatile use for assays and storage

### BRANDplates® microplates pureGrade™ | pureGrade™ S

BRANDplates® pureGrade™ and pureGrade™ S microplates are manufactured from pure, newly synthesized polystyrene (PS). The raw materials used in the plates fulfill the relevant requirements of the USP and ISO 10993. Automated, ISO class 7 cleanroom production ensures the best possible cleanliness.

Grey alphanumeric codes on white and black 96-well microplates facilitate sample identification and reduce the risk of errors.



#### Applications

- + Dilution series
- + Homogenous assays
- + Screenings
- + Sample storage
- + DNA, RNA and protein quantification
- + Fluorescence and luminescence assays
- + Bacteriological assays

#### Features

- + High purity, crystal-clear polystyrene
- + Hydrophobic surface
- + For all ANSI/SLAS conforming analytic equipment
- + Medium binding surface (ELISA)
- + Available sterile and non-sterile
- + Available with barcode

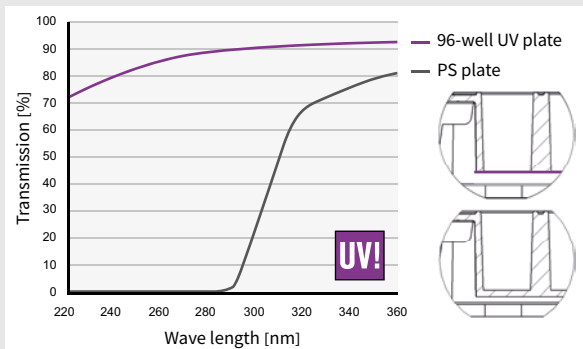




## User information

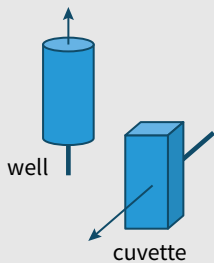
### Transmission properties

#### BRANDplates® with UV-transparent film bases



- Slightly hydrophylized for homogeneous meniscus formation
- Ideal alternative to cuvette measurement with a large number of samples
- For microplate-based nephelometry in the UV-VIS range

Technical data sheets for BRANDplates® microplates are available at [www.brand.de](http://www.brand.de)



BRANDplates® UV-transparent

UV-cuvette micro (z = 8.5 mm)

UV-cuvette micro (z = 15 mm)

| Volume (approx.)     | Light path    |
|----------------------|---------------|
| 165.0 µl<br>322.5 µl | 5 mm<br>10 mm |
| 70 - 850 µl          | 10 mm         |
| 70 - 550 µl          | 10 mm         |

## Types

### pureGrade™

- Non-treated, non-sterile surface
- The standard plate for most applications
- Particularly applicable for homogenous assays, screening, and for storage.

### pureGrade™ S

- Non-treated, sterile surface
- Sterilized via  $\beta$ -radiation
- Especially suited for bacteriological assays

## Accessories

### Reagent reservoirs

PP, high clarity. Capacity 60 ml.  
Autoclavable (121 °C).



| Description | Lid     | Pack of                     | Cat. No. |
|-------------|---------|-----------------------------|----------|
| non-sterile | with    | 10 pieces                   | 703459   |
| sterile     | without | 100 pieces (indiv. wrapped) | 703411   |
| sterile     | without | 200 pieces (40 bags of 5)   | 703409   |

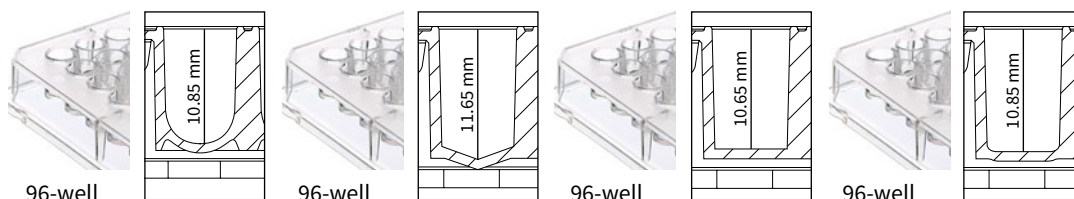


Information on our single and multi-channel micro-liter pipette Transferpette® S is available at [shop.brand.de](http://shop.brand.de)

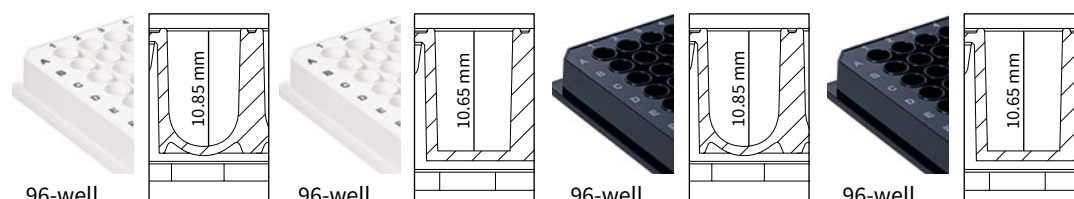
## Technical information & Ordering data

### 96-well

#### Standard microplates



| Bottom                          | U-bottom                                 |  | V-bottom                                 |  | F-bottom                                 |  | C-bottom                                 |  |
|---------------------------------|--|--|--|--|--|--|--|--|
| Color                           | transparent                              |  | transparent                              |  | transparent                              |  | transparent                              |  |
| Well volume [μl]                | 330                                      |  | 360                                      |  | 350                                      |  | 350                                      |  |
| Working volume [μl]             | 40-300                                   |  | 40-330                                   |  | 50-320                                   |  | 50-33                                    |  |
| Bottom thickness [μm]           | 850                                      |  | 850                                      |  | 850                                      |  | 850                                      |  |
| Well surface [mm <sup>2</sup> ] | n/a                                      |  | 33                                       |  | 32                                       |  | 25                                       |  |
|                                 |  | sterile                                |  | sterile                                |  | sterile                                |  | sterile                                |
| Lid                             | 20 pieces<br>(1 lid/stack)               | 50 pieces                              | 20 pieces<br>(1 lid/stack)               | 50 pieces                              | 20 pieces<br>(1 lid/stack)               | 50 pieces                              | 20 pieces<br>(1 lid/stack)               | 50 pieces                              |
| Pack of                         | 100 pieces<br>(20 stacks<br>of 5 plates) | 50 pieces<br>(individually<br>wrapped) | 100 pieces<br>(20 stacks<br>of 5 plates) | 50 pieces<br>(individually<br>wrapped) | 100 pieces<br>(20 stacks<br>of 5 plates) | 50 pieces<br>(individually<br>wrapped) | 100 pieces<br>(20 stacks<br>of 5 plates) | 50 pieces<br>(individually<br>wrapped) |
| Cat. No.                        | 781600                                   | 781660                                 | 781601                                   | 781661                                 | 781602                                   | 781662                                 | 781603                                   | 781663                                 |



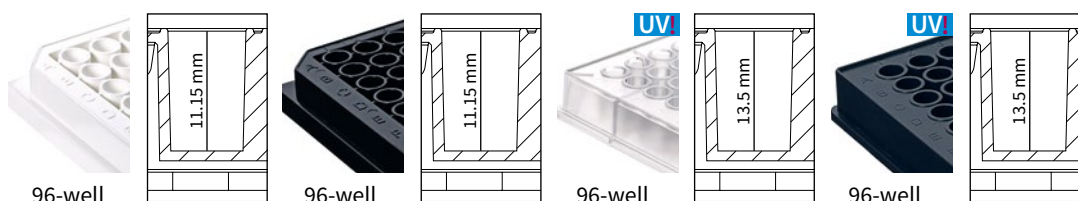
| Bottom                          | U-bottom                                 |  | F-bottom                                 |  | U-bottom                                 |  | F-bottom                                 |  |
|---------------------------------|--|--|--|--|--|--|--|--|
| Color                           | white                                    |  | white                                    |  | black                                    |  | black                                    |  |
| Well volume [μl]                | 330 μ                                    |  | 350                                      |  | 330                                      |  | 350                                      |  |
| Working volume [μl]             | 40-300                                   |  | 50-320                                   |  | 40-300                                   |  | 50-320                                   |  |
| Bottom thickness [μm]           | 850                                      |  | 850                                      |  | 850                                      |  | 850                                      |  |
| Well surface [mm <sup>2</sup> ] | n/a                                      |  | 32                                       |  | n/a                                      |  | 32                                       |  |
|                                 |  |  |  | sterile                                |  |  |  | sterile                                |
| Lid                             | 20 pieces<br>(1 lid/stack)               |  | 20 pieces<br>(1 lid/stack)               | 50 pieces                              | 20 pieces<br>(1 lid/stack)               |  | 20 pieces<br>(1 lid/stack)               | 50 pieces                              |
| Pack of                         | 100 pieces<br>(20 stacks<br>of 5 plates) |  | 100 pieces<br>(20 stacks<br>of 5 plates) | 50 pieces<br>(individually<br>wrapped) | 100 pieces<br>(20 stacks<br>of 5 plates) |  | 100 pieces<br>(20 stacks<br>of 5 plates) | 50 pieces<br>(individually<br>wrapped) |
| Cat. No.                        | 781604                                   |  | 781605                                   | 781665                                 | 781607                                   |  | 781608                                   | 781668                                 |

Lid for 96-well standard plate, see page 84:  
without condensation rings Cat. No. 782151  
with condensation rings Cat. No. 782150





## 96-well with transparent bottom

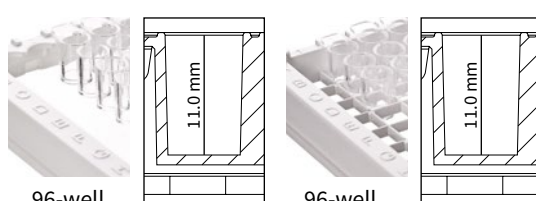


| Bottom                          | F-bottom                            |                                     | F-bottom                            |                                     | F-bottom                           |   | F-bottom                           |   |
|---------------------------------|-------------------------------------|-------------------------------------|-------------------------------------|-------------------------------------|------------------------------------|---|------------------------------------|---|
| Color                           | white                               |                                     | black                               |                                     | transp., UV-transparent            |   | black, UV-transparent              |   |
| Well volume [ $\mu$ l]          | 330 $\mu$                           |                                     | 330                                 |                                     | 410                                |   | 410                                |   |
| Working volume [ $\mu$ l]       | 50-310                              |                                     | 50-310                              |                                     | 50-350                             |   | 50-350                             |   |
| Bottom thickness [ $\mu$ m]     | 750                                 |                                     | 750                                 |                                     | 25                                 |   | 25                                 |   |
| Well surface [mm <sup>2</sup> ] | 31                                  |                                     | 31                                  |                                     | 28                                 |   | 28                                 |   |
|                                 |                                     | sterile                             |                                     | sterile                             |                                    |   |                                    |   |
| Lid                             | -                                   | 50 pieces                           | -                                   | 50 pieces                           | -                                  | - | -                                  | - |
| Pack of                         | 100 pieces<br>(4 bags of 25 plates) | 50 pieces<br>(individually wrapped) | 100 pieces<br>(4 bags of 25 plates) | 50 pieces<br>(individually wrapped) | 50 pieces<br>(5 bags of 10 plates) |   | 50 pieces<br>(5 bags of 10 plates) |   |
| Cat. No.                        | 781610                              | 781670                              | 781611                              | 781671                              | 781614                             |   | 781615                             |   |



Lid for 96-well plates with transparent bottom, see page 84: Cat. No. 782155

## 96-well strip plates

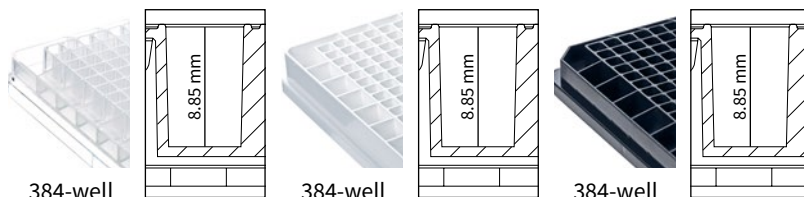


| Bottom                          | F-bottom  |  | F-bottom   |  |
|---------------------------------|---|--|--|--|
| Color                           | transparent, without grid, strips of 8 wells, not divisible |  | transparent, with grid, strips of 8 wells, divisible |  |
| Well volume [ $\mu$ l]          | 360   |  | 350  |  |
| Working volume [ $\mu$ l]       | 50-320  |  | 50-320   |  |
| Bottom thickness [mm]           | 1.1   |  | 1.1  |  |
| Well surface [mm <sup>2</sup> ] | 37  |  | 37   |  |
| Lid                             | -   |  | -  |  |
| Pack of                         | 100 pieces<br>(4 bags of 25 plates)                         |  | 100 pieces<br>(4 bags of 25 plates)                  |  |
| Cat. No.                        | 782300  |  | 782301   |  |

continued pureGrade™, pureGrade™ S (sterile)

## 384-well

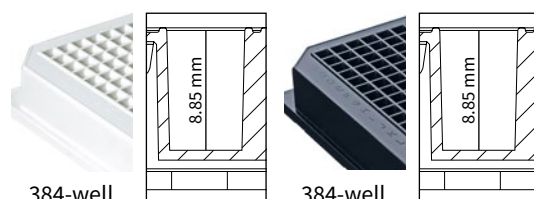
### Standard microplates



| Bottom                          | F-bottom                              |  | F-bottom                              |  | F-bottom                              |  |
|---------------------------------|---------------------------------------|--|---------------------------------------|--|---------------------------------------|--|
| Color                           | transparent                           |  | white                                 |  | black                                 |  |
| Well volume [μl]                | 100                                   |  | 100                                   |  | 100                                   |  |
| Working volume [μl]             | 25-80                                 |  | 25-80                                 |  | 25-80                                 |  |
| Bottom thickness [μm]           | 650                                   |  | 650                                   |  | 650                                   |  |
| Well surface [mm <sup>2</sup> ] | 12                                    |  | 12                                    |  | 12                                    |  |
|                                 |                                       | sterile                                |                                       | sterile                                |                                       | sterile                                |
| Lid                             | –                                     | 50 pieces                              | –                                     | 50 pieces                              | –                                     | 50 pieces                              |
| Pack of                         | 50 pieces<br>(5 bags of<br>10 plates) | 50 pieces<br>(individually<br>wrapped) | 50 pieces<br>(5 bags of<br>10 plates) | 50 pieces<br>(individually<br>wrapped) | 50 pieces<br>(5 bags of<br>10 plates) | 50 pieces<br>(individually<br>wrapped) |
| Cat. No.                        | 781620                                | 781680                                 | 781621                                | 781681                                 | 781622                                | 781682                                 |

## 384-well

### with transparent bottom



| Bottom                          | F-bottom                              |  | F-bottom                              |  |
|---------------------------------|---------------------------------------|--|---------------------------------------|--|
| Color                           | white                                 |  | black                                 |  |
| Well volume [μl]                | 120                                   |  | 120                                   |  |
| Working volume [μl]             | 25-100                                |  | 25-100                                |  |
| Bottom thickness [μm]           | 400                                   |  | 400                                   |  |
| Well surface [mm <sup>2</sup> ] | 13                                    |  | 13                                    |  |
|                                 |                                       | sterile                                |                                       | sterile                                |
| Lid                             | –                                     | 50 pieces                              | –                                     | 50 pieces                              |
| Pack of                         | 50 pieces<br>(2 bags of<br>25 pieces) | 50 pieces<br>(individually<br>wrapped) | 50 pieces<br>(2 bags of<br>25 pieces) | 50 pieces<br>(individually<br>wrapped) |
| Cat. No.                        | 781626                                | 781686                                 | 781627                                | 781687                                 |

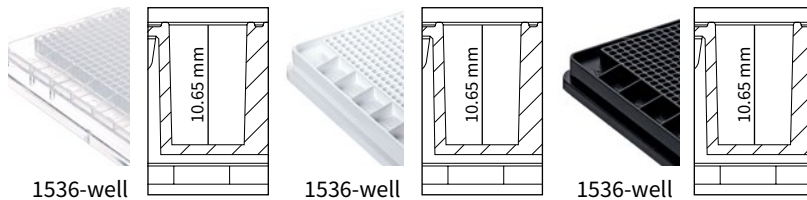


Lid for 384-well plates,  
see page 82: Cat. No. 782152



## 1536-well

### Standard microplates




| Bottom                         | F-bottom                           | F-bottom                           | F-bottom                           |
|--------------------------------|------------------------------------|------------------------------------|------------------------------------|
| Color                          | transparent                        | white                              | black                              |
| Well volume [ $\mu$ l]         | 10                                 | 10                                 | 10                                 |
| Working volume [ $\mu$ l]      | above 2                            | above 2                            | above 2                            |
| Bottom thickness [ $\mu$ m]    | 650                                | 650                                | 650                                |
| Well surface [ $\text{mm}^2$ ] | 2                                  | 2                                  | 2                                  |
| Lid                            | -                                  | -                                  | -                                  |
| Pack of                        | 50 pieces<br>(5 bags of 10 plates) | 50 pieces<br>(5 bags of 10 plates) | 50 pieces<br>(5 bags of 10 plates) |
| Cat. No.                       | 781640                             | 781641                             | 781642                             |



Lid for 1536-well plates,  
see page 82: Cat. No. 782153



## 4.2 Microplates for Immunoassays



- ✓ Three different surfaces for adsorption of different biomolecules
- ✓ Low well-to-well variance
- ✓ Suitable for direct, indirect and Sandwich ELISA

### BRANDplates® microplates immunoGrade™ | hydroGrade™ | lipoGrade™

BRANDplates® for immunoassays are manufactured from pure, newly synthesized polystyrene (PS). Storing large quantities of a raw material batch helps ensure that material-dependent variations in immunological assays can be reduced to a minimum between different assay plate productions.

Blue or embossed alpha-numeric coding for quick and reliable sample identification

Chimney shape of the wells reduces cross-contamination

Pinch bar design supports working with robots



#### Applications

- + Solid phase assays
- + Homogeneous assays
- + Fluorescence assays
- + Luminescence assays
- + Radioimmuno-assays (RIA)

#### Features

- + Three different surfaces
- + Different well bottom shapes
- + Strip plates (F8)
- + Compatible with all ANSI/SLAS conforming analytic equipment

## User information

### Comparison of surface properties

#### High binding (immunoGrade™)

Highly adsorbent surface for peptides and proteins with a molecular weight > 10 kDa. These plates stand out for their hydrophilic and hydrophobic surface properties, and are highly optimized for binding of IgG and IgA.

Non-specific binding of analytes can result in increased background signals. Because of this, saturating free binding sites can be helpful with this type of plate, to increase the sensitivity of the assay.

#### Hydrophilized (hydroGrade™)

The percentage of hydrophilic groups in the solid phase is higher when compared to standard high binding surfaces. Microplates with highly hydrophilized surfaces preferably immobilize hydrophilic molecules such as glycoproteins, glycopeptides, and nucleic acids

The interaction between molecules and the surface can be easily influenced by pH level. The accessibility and detection of epitopes by specific antibodies can be impacted by surface-induced conformation changes to the bound molecules.

#### Strongly hydrophobic (lipoGrade™)

Microplates with a highly hydrophobic surface have an increased affinity to lipophilic biomolecules, such as lipoproteins and lipids. The plates are especially well-suited for liquid phase assays in which reaction components need to remain in a solution since the majority of hydrophilic biomolecules minimally bind to this surface.

#### Medium binding (pureGrade™)

Microplates with a medium binding surface are very well suited for immobilizing proteins with a molecular weight > 200 kDa. Typically, at this molecule size there are a large number of hydrophobic amino acids present that determine the strength of the interaction with hydrophobic styrol rings on the microplates.

## Types

| immunoGrade™   | hydroGrade™  | lipoGrade™  |
|--|--|---|
| <ul style="list-style-type: none"> <li>• High-binding</li> <li>• Optimized for the immobilization of IgG and molecules with hydrophilic and hydrophobic regions</li> <li>• Standard ELISA plate</li> </ul> | <ul style="list-style-type: none"> <li>• Strongly hydrophilic</li> <li>• Increased affinity to biomolecules with primarily hydrophilic regions</li> <li>• Solid phase with hydrophilic molecules, liquid phase with hydrophobic molecules</li> </ul> | <ul style="list-style-type: none"> <li>• Strongly hydrophobic</li> <li>• Increased affinity to hydrophobic biomolecules</li> <li>• Solid phase with hydrophobic molecules, liquid phase with hydrophilic molecules</li> </ul> |

# Technical information & Ordering data

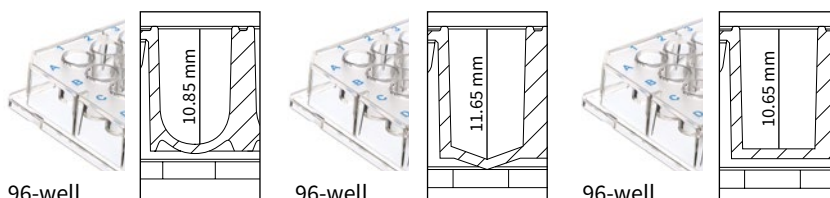
## immunoGrade™ microplates

### Optimized for the immobilization of IgG

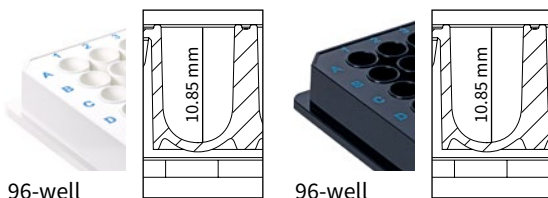
- Optimized for the immobilization of IgG, offering highest binding capacity for molecules with mixed hydrophilic and hydrophobic regions.
- The surface of choice for the majority of standard ELISAs.
- Suitable for solid phase immunoassays.
- Comparable to 'high-binding' plates from other manufacturers.

## 96-well

### Standard microplates



| Bottom                          | U-bottom                              | V-bottom                              | F-bottom                              |
|---------------------------------|---------------------------------------|---------------------------------------|---------------------------------------|
| Color                           | transparent                           | transparent                           | transparent                           |
| Well volume [μl]                | 330                                   | 360                                   | 350                                   |
| Working volume [μl]             | 40-300                                | 40-330                                | 50-320                                |
| Bottom thickness [μm]           | 850                                   | 850                                   | 850                                   |
| Well surface [mm <sup>2</sup> ] | n.a.                                  | 33                                    | 32                                    |
| Lid                             | 20 pieces<br>(1 lid/stack)            | 20 pieces<br>(1 lid/stack)            | 20 pieces<br>(1 lid/stack)            |
| Pack of                         | 100 pieces<br>(20 stacks of 5 plates) | 100 pieces<br>(20 stacks of 5 plates) | 100 pieces<br>(20 stacks of 5 plates) |
| Cat. No.                        | 781720                                | 781721                                | 781722                                |



| Bottom                          | U-bottom                              | U-bottom                              |
|---------------------------------|---------------------------------------|---------------------------------------|
| Color                           | white                                 | black                                 |
| Well volume [μl]                | 330                                   | 330                                   |
| Working volume [μl]             | 40-300                                | 40-300                                |
| Bottom thickness [μm]           | 850                                   | 850                                   |
| Well surface [mm <sup>2</sup> ] | n.a.                                  | n.a.                                  |
| Lid                             | 20 pieces<br>(1 lid/stack)            | 20 pieces<br>(1 lid/stack)            |
| Pack of                         | 100 pieces<br>(20 stacks of 5 plates) | 100 pieces<br>(20 stacks of 5 plates) |
| Cat. No.                        | 781724                                | 781727                                |



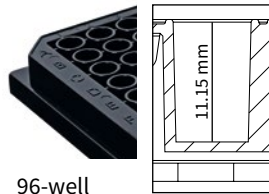
Stack of 5 with lid and sleeve






## 96-well

with transparent bottom



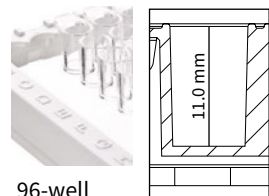
96-well

| Bottom                         | F-bottom                                 |                                      |
|--------------------------------|--|--------------------------------------|
| Color                          | black                                    |                                      |
| Well volume [ $\mu$ l]         | 330                                      |                                      |
| Working volume [ $\mu$ l]      | 50-310                                   |                                      |
| Bottom thickness [ $\mu$ m]    | 750                                      |                                      |
| Well surface [ $\text{mm}^2$ ] | 31                                       |                                      |
| Lid                            | 20 pieces<br>(1 lid/stack)               | 20 pieces<br>(1 lid/stack)           |
| Pack of                        | 100 pieces<br>(20 stacks<br>of 5 plates) | 5 pieces<br>(1 stack<br>of 5 plates) |
| Cat. No.                       | 781731                                   | 781732                               |

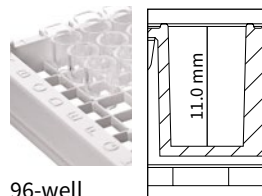


## 96-well

strip plates



96-well

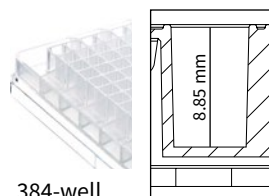


96-well

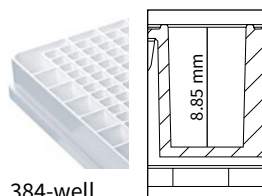
| Bottom                         | F-bottom  | F-bottom   |
|--------------------------------|---|--|
| Color                          | transparent, without grid<br>strips of 8 wells, not divisible | transparent, with grid,<br>strips of 8 divisible |
| Well volume [ $\mu$ l]         | 360   | 350  |
| Working volume [ $\mu$ l]      | 50-320  | 50-320   |
| Bottom thickness [mm]          | 1.1   | 1.1  |
| Well surface [ $\text{mm}^2$ ] | 37  | 37   |
| Lid                            | -   | -  |
| Pack of                        | 100 pieces<br>(4 bags of 25 plates)                           | 100 pieces<br>(4 bags of 25 plates)              |
| Cat. No.                       | 782305  | 782306   |

## 384-well

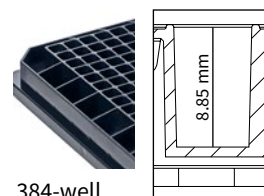
Standard microplates



384-well



384-well



384-well

| Bottom                         | F-bottom                             | F-bottom                             | F-bottom                             |
|--------------------------------|--------------------------------------|--------------------------------------|--------------------------------------|
| Color                          | transparent                          | white                                | black                                |
| Well volume [ $\mu$ l]         | 100                                  | 100                                  | 100                                  |
| Working volume [ $\mu$ l]      | 25-80                                | 25-80                                | 25-80                                |
| Bottom thickness [ $\mu$ m]    | 650                                  | 650                                  | 650                                  |
| Well surface [ $\text{mm}^2$ ] | 12                                   | 12                                   | 12                                   |
| Lid                            | 10 pieces<br>(1 lid/stack)           | 10 pieces<br>(1 lid/stack)           | 10 pieces<br>(1 lid/stack)           |
| Pack of                        | 50 pieces<br>(10 stacks of 5 plates) | 50 pieces<br>(10 stacks of 5 plates) | 50 pieces<br>(10 stacks of 5 plates) |
| Cat. No.                       | 781740                               | 781741                               | 781742                               |

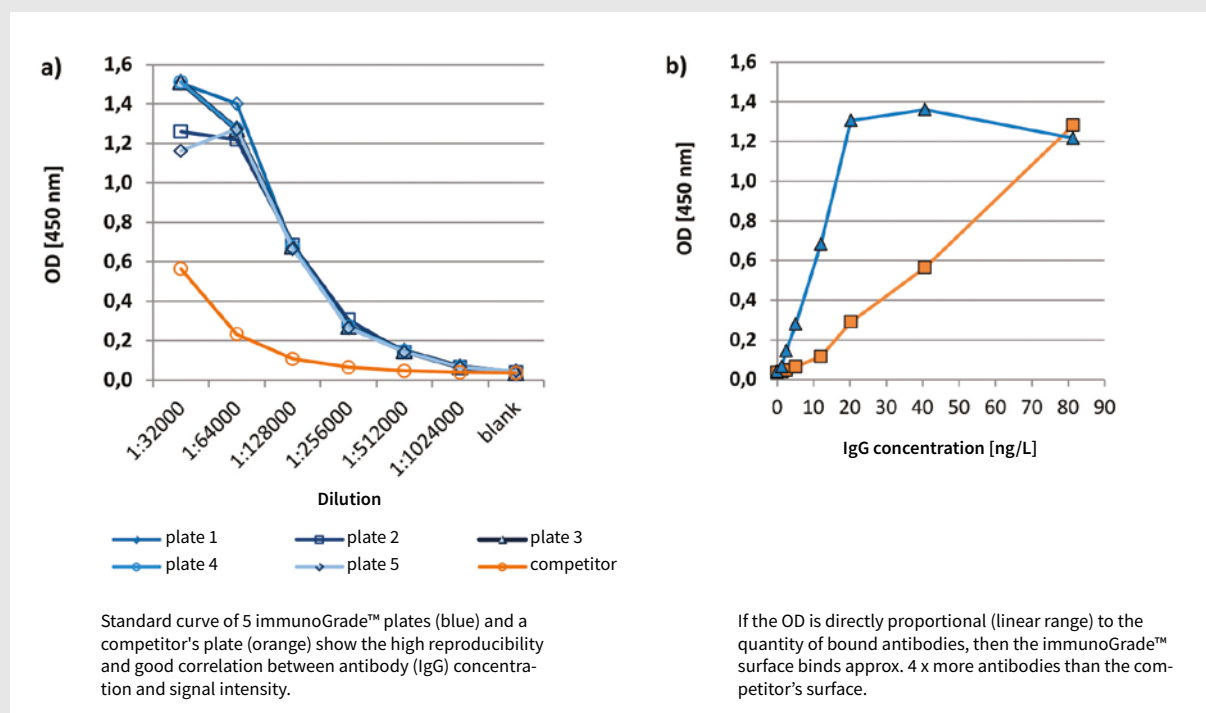
## Application Note

## Comparison of antibody adsorption of BRANDplates® immunoGrade™ with a high binding variant of the competition

Author: BRAND GMBH + CO KG

In ELISAs, reproducibility and precision are dependent on the consistent immobilized quantity of coating antibody (ab). If the quantity of coating ab bound in the well varies, this can result in sample-independent differences that may cause results to be misinterpreted. Therefore, the only variable in an ELISA should be the analyte to be measured.

Because of this, we recommend saturating all free binding sites in a well with coating ab, in order to prevent a false positive signal through non-specific immobilized analytes. However, antibodies must be added in excess to saturate the binding sites, making this process very expensive.



### Materials and methods

Transparent 96-well microplates with F-bottom (BRANDplates® immunoGrade™ #781722, BRANDplates® pureGrade™ #781602 and competitor) are incubated with a horseradish peroxidase, HRP-coupled, polyclonal rabbit antibody (IgG, P0214, Dako, Denmark) in increasing dilutions (1:16,000 to 1:1,024,000 in PBS) or decreasing concentrations (81.3 ng/l to 1.3 ng/l) for 2 h at 21 °C and washed. The quantity of HRP-marked antibodies adsorbed by the plastic surface was determined indirectly through absorption (at 450 nm) of the converted TMB substrate (# 34028, ThermoScientific, USA), after adding a stop solution (Photometer EL 808, Biotek, Germany).

### Conclusion

In comparison to the competitor plate, the immunoGrade™ surface of the solid BRANDplates® has a significantly higher affinity to the antibodies (immunoglobulin class G; IgG). Higher affinity for the coating antibody means less must be used to saturate the free binding sites, resulting in a cost savings.

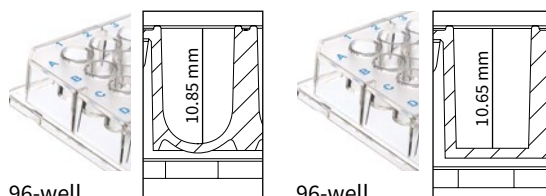
## hydroGrade™ microplates

### For the immobilization of hydrophilic molecules

- Strongly hydrophilic, with high affinity to hydrophilic molecules, such as glycoproteins and peptides, antibodies with predominantly hydrophilic regions, and nucleic acids.
- An alternative to the immunoGrade™ surface when performing solid phase assays.
- Alternative for homogeneous assays with hydrophobic molecules, that remain in solution.

## 96-well

### Standard microplates



|                                | 96-well U-bottom                      | 96-well F-bottom                      |
|--------------------------------|---------------------------------------|---------------------------------------|
| <b>Bottom</b>                  | <b>U-bottom</b>                       | <b>F-bottom</b>                       |
| Color                          | transparent                           | transparent                           |
| Well volume [ $\mu$ l]         | 330                                   | 350                                   |
| Working volume [ $\mu$ l]      | 40-300                                | 40-300                                |
| Bottom thickness [ $\mu$ m]    | 850                                   | 850                                   |
| Well surface [ $\text{mm}^2$ ] | n.a.                                  | 33                                    |
| Lid                            | 20 pieces<br>(1 lid/stack)            | 20 pieces<br>(1 lid/stack)            |
| Pack of                        | 100 pieces<br>(20 stacks of 5 plates) | 100 pieces<br>(20 stacks of 5 plates) |
| <b>Cat. No.</b>                | <b>781780</b>                         | <b>781782</b>                         |

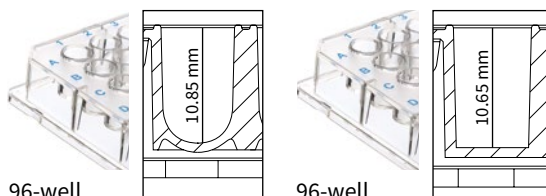
## lipoGrade™ microplates

### For the immobilization of hydrophobic molecules

- Strongly hydrophobic (lipophilic), for immobilization of biomolecules with predominantly hydrophobic regions.
- For the immobilization of molecules, such as lipoproteins or peptides.
- Specially suited for liquid phase assays when the reaction component should stay in solution.  
(The majority of hydrophilic biomolecules are not immobilized on this surface.)

## 96-well

### Standard microplates




|                                | 96-well U-bottom                      | 96-well F-bottom                      |
|--------------------------------|---------------------------------------|---------------------------------------|
| <b>Bottom</b>                  | <b>U-bottom</b>                       | <b>F-bottom</b>                       |
| Color                          | transparent                           | transparent                           |
| Well volume [ $\mu$ l]         | 330                                   | 350                                   |
| Working volume [ $\mu$ l]      | 40-300                                | 350                                   |
| Bottom thickness [ $\mu$ m]    | 850                                   | 850                                   |
| Well surface [ $\text{mm}^2$ ] | n.a.                                  | 32                                    |
| Lid                            | 20 pieces<br>(1 lid/stack)            | 20 pieces<br>(1 lid/stack)            |
| Pack of                        | 100 pieces<br>(20 stacks of 5 plates) | 100 pieces<br>(20 stacks of 5 plates) |
| <b>Cat. No.</b>                | <b>781840</b>                         | <b>781842</b>                         |

Lids and films can be found on page 84.



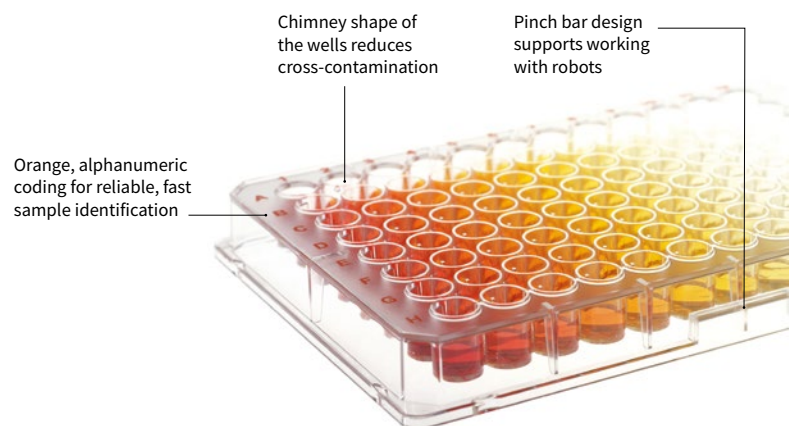
## 4.3 Microplates for cell culture



- ✓ Low well-to-well variance for good reproducibility
- ✓ cellGrade™ plus and cellGrade™ premium surfaces support serum reduction
- ✓ inertGrade surface for successful cultivation of spheroids and stem cells

### BRANDplates® microplates cellGrade™ | cellGrade™ plus cellGrade™ premium | inertGrade™

BRANDplates® microplates with cellGrade™, cellGrade™ plus, cellGrade™ premium and inertGrade™ cell culture surfaces are manufactured from pure, newly synthesized polystyrene (PS). The raw materials used in the plates fulfill the relevant requirements of the USP and ISO 10993. Automated, ISO class 7 cleanroom production ensures the best possible cleanliness.



#### Applications

- + Cultivation of adherent cells without additional coatings
- + Cultivation of suspension cells
- + High content screenings
- + Fluorescence assays
- + Luminescence assays

#### Features

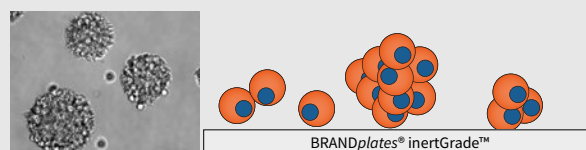
- + High purity, crystal-clear polystyrene
- + Different surfaces for different culture conditions and cell types
- + Sterile plate individually packaged with lid
- + For all ANSI/SLAS conforming analytic equipment
- + Available with bar code

## User information

### Effects of cell culture surface on morphology and proliferation

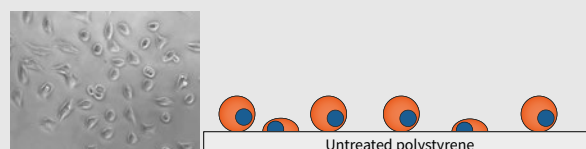
#### inertGrade™

Supports the formation of spheroid cultures preventing early contact-induced differentiation of stem cells, due to cell repellent surface.



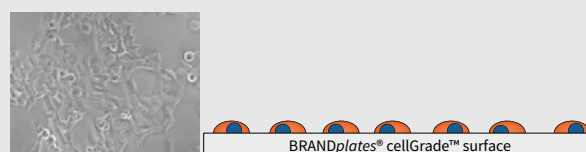
#### Untreated polystyrene

Supports only restricted adhesion and proliferation of cells. An excellent choice for custom coating with peptides (Poly-D-Lysine or -Ornithin) or extra-cellular matrix proteins.



#### Cell culture-treated polystyrene

Supports the adhesion and proliferation of cells with different origins. For many cell lines, further surface treatment is not required. This reduces preparation time for an assay and avoids the danger of increased well-to-well variance.



## Types

### cellGrade™

#### For the cultivation of adherent cells

- Standard surface for the cultivation of adherent cell lines.
- PS-surface with different chemical groups, such as carboxyl and hydroxyl groups, that are freely accessible.
- Surface is hydrophilic compared with non-treated PS.
- Serum components are easily bound onto the freely accessible chemical groups, allowing an indirect adhesion of cells.

### cellGrade™ plus

#### For reduced-serum media cultivation of cells

- For cultivation of fastidious cell lines.
- In addition to carboxyl and hydroxyl chemical groups, free amino groups are present on the surface.
- The surface has a protein-like composition, so cells can directly attach and spread out.
- Cells adhere faster, better rate of yield.
- Sensitive cell lines can be cultivated.

### cellGrade™ premium

#### Poly-D-Lysine equivalent surface

- Poly-D-Lysine equivalent surface, with analogous results regarding growth performance and cell morphology.
- Optimal adhesion of cells to the surface reduces cell damage when washing frequently.
- Cultivation of cell lines with the highest demands on their environment.
- Surface suited for serum-free and serum-reduced cultivation of cells.
- Good shelf life at room temperature.
- The alternative option to biologically coated surfaces.

### inertGrade™

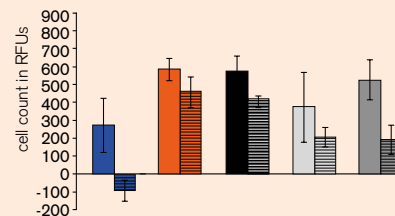
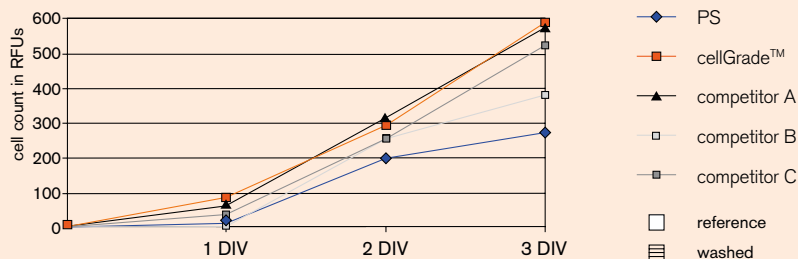
#### For cultivation of suspension cells

- Especially suited for cell cultures when adhesion is not desired.
- Optimized surface characteristics reduce cell adhesion, protein adsorption and keeps enzyme activation and cellular activation to a minimum.
- Inhibits early differentiation of stem cells.

## Technical information & Ordering data

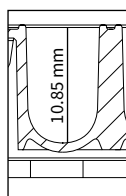
### cellGrade™ microplates

Comparison of proliferation and adhesion after washing (CHO cells)

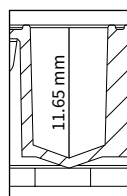


### 96-well

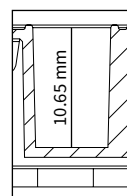
#### Standard microplates



96-well

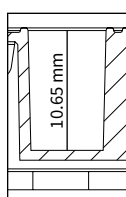


96-well

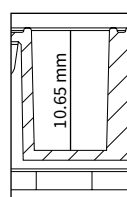


96-well

| Bottom                              | U-bottom                            | V-bottom                            | F-bottom                            |
|-------------------------------------|-------------------------------------|-------------------------------------|-------------------------------------|
| Color                               | transparent                         | transparent                         | transparent                         |
| Well volume [μl]                    | 330                                 | 360                                 | 350                                 |
| Working volume [μl]                 | 40-300                              | 40-330                              | 50-320                              |
| Bottom thickness [μm]               | 850                                 | 850                                 | 850                                 |
| Cultivation area [mm <sup>2</sup> ] | n/a                                 | 33                                  | 32                                  |
|                                     | <b>sterile</b>                      | <b>sterile</b>                      | <b>sterile</b>                      |
| Lid                                 | 50 pieces                           | 50 pieces                           | 50 pieces                           |
| Pack of                             | 50 pieces<br>(individually wrapped) | 50 pieces<br>(individually wrapped) | 50 pieces<br>(individually wrapped) |
| Cat. No.                            | <b>781960</b>                       | <b>781961</b>                       | <b>781962</b>                       |



96-well



96-well

| Bottom                              | F-bottom                            | F-bottom                            |
|-------------------------------------|-------------------------------------|-------------------------------------|
| Color                               | white                               | black                               |
| Well volume [μl]                    | 350                                 | 350                                 |
| Working volume [μl]                 | 50-320                              | 50-320                              |
| Bottom thickness [μm]               | 850                                 | 850                                 |
| Cultivation area [mm <sup>2</sup> ] | 32                                  | 32                                  |
|                                     | <b>sterile</b>                      | <b>sterile</b>                      |
| Lid                                 | 50 pieces                           | 50 pieces                           |
| Pack of                             | 50 pieces<br>(individually wrapped) | 50 pieces<br>(individually wrapped) |
| Cat. No.                            | <b>781965</b>                       | <b>781968</b>                       |



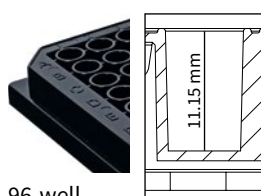


## 96-well

with transparent bottom



96-well

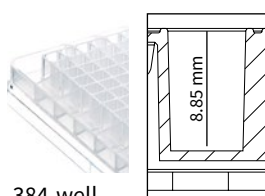


96-well

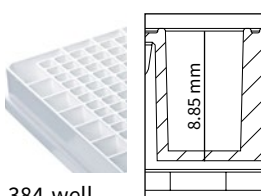
| Bottom                             | F-bottom                         |                              | F-bottom                         |                              |
|------------------------------------|----------------------------------|------------------------------|----------------------------------|------------------------------|
| Color                              | white                            |                              | black                            |                              |
| Well volume [ $\mu$ l]             | 330                              |                              | 330                              |                              |
| Working volume [ $\mu$ l]          | 50-310                           |                              | 50-310                           |                              |
| Bottom thickness [ $\mu$ m]        | 750                              |                              | 750                              |                              |
| Cultivation area [ $\text{mm}^2$ ] | 31                               |                              | 31                               |                              |
|                                    | sterile                          |                              | sterile                          |                              |
| Lid                                | 50 pieces                        | 1 piece                      | 50 pieces                        | 1 piece                      |
| Pack of                            | 50 pieces (individually wrapped) | 5 pieces (1 bag of 5 pieces) | 50 pieces (individually wrapped) | 5 pieces (1 bag of 5 pieces) |
| Cat. No.                           | 781970                           | 781974                       | 781971                           | 781975                       |

## 384-well

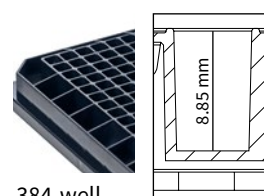
Standard microplates



384-well



384-well

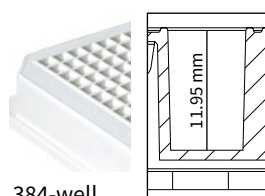


384-well

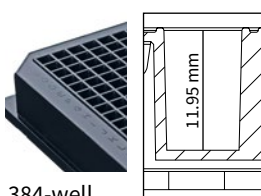
| Bottom                             | F-bottom                         | F-bottom                         | F-bottom                         |
|------------------------------------|----------------------------------|----------------------------------|----------------------------------|
| Color                              | transparent                      | white                            | black                            |
| Well volume [ $\mu$ l]             | 100                              | 100                              | 100                              |
| Working volume [ $\mu$ l]          | 25-28                            | 25-28                            | 25-28                            |
| Bottom thickness [ $\mu$ m]        | 650                              | 650                              | 650                              |
| Cultivation area [ $\text{mm}^2$ ] | 12                               | 12                               | 12                               |
|                                    | sterile                          | sterile                          | sterile                          |
| Lid                                | 50 pieces                        | 50 pieces                        | 50 pieces                        |
| Pack of                            | 50 pieces (individually wrapped) | 50 pieces (individually wrapped) | 50 pieces (individually wrapped) |
| Cat. No.                           | 781980                           | 781981                           | 781982                           |

## 384-well

with transparent bottom



384-well



384-well

| Bottom                             | F-bottom                         |                              | F-bottom                         |                              |
|------------------------------------|----------------------------------|------------------------------|----------------------------------|------------------------------|
| Color                              | white                            |                              | black                            |                              |
| Well volume [ $\mu$ l]             | 120                              |                              | 120                              |                              |
| Working volume [ $\mu$ l]          | 25-100                           |                              | 25-100                           |                              |
| Bottom thickness [ $\mu$ m]        | 400                              |                              | 400                              |                              |
| Cultivation area [ $\text{mm}^2$ ] | 13                               |                              | 13                               |                              |
|                                    | sterile                          |                              | sterile                          |                              |
| Lid                                | 50 pieces                        | 1 piece                      | 50 pieces                        | 1 piece                      |
| Pack of                            | 50 pieces (individually wrapped) | 5 pieces (1 bag of 5 pieces) | 50 pieces (individually wrapped) | 5 pieces (1 bag of 5 pieces) |
| Cat. No.                           | 781986                           | 781988                       | 781987                           | 781989                       |

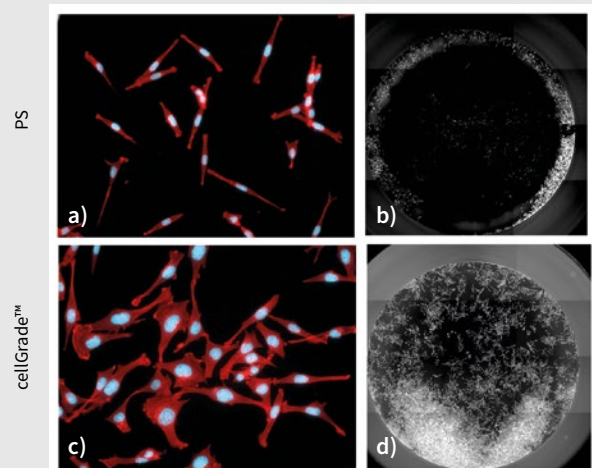
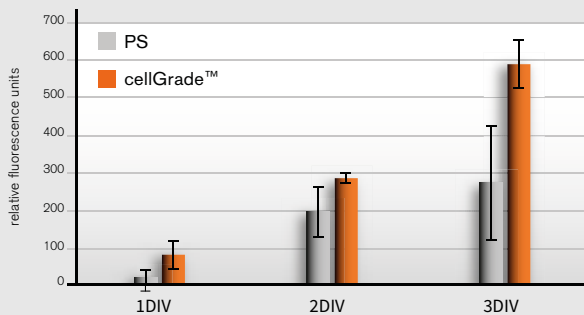
## Technical Note

### Proliferation of CHO cells on BRANDplates® cellGrade™ surface

Author: BRAND GMBH + CO KG

#### Culture conditions

For each experiment CHO cells were seeded at a density of 6000 cells/cm<sup>2</sup> in wells of transparent 96-well F-bottom BRANDplates® (#781962) and cultivated in DMEM medium containing 7% FCS at 37 °C, 95% relative humidity and 5% CO<sub>2</sub>.



a), c) Phalloidin-TRITC marked F-Aktin (red), nucleus (blue)

CHO cells cultivated on BRANDplates® cellGrade™ show higher fluorescence signals indicating higher cell numbers when compared to non-treated microplates (PS).

b), d) The whole-well scans show significantly improved cell adhesion on the cellGrade™ surface after completing crystal violet staining.

#### Conclusion

BRANDplates® with cellGrade™ surface perfectly support attachment and proliferation of CHO cells.

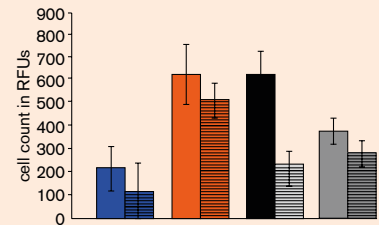
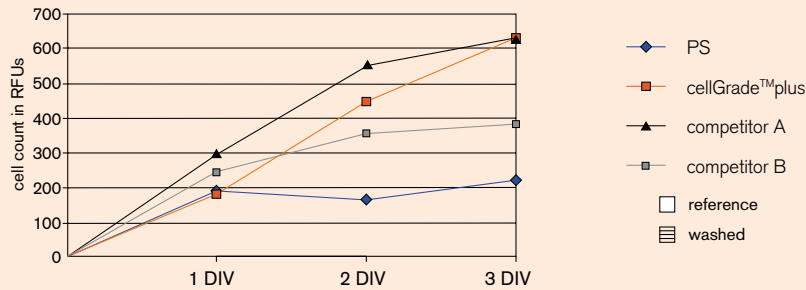




## Technical information & Ordering data

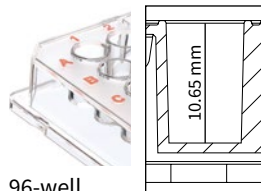
### cellGrade™ plus microplates

Comparison of proliferation and adhesion after washing (HepG2 cells)



### 96-well

Standard microplates



96-well

#### Bottom

Color

Well volume [ $\mu$ l]

Working volume [ $\mu$ l]

Bottom thickness [ $\mu$ m]

Cultivation area [ $\text{mm}^2$ ]

#### F-bottom

transparent

350

50-320

850

32

#### sterile

Lid

50 pieces

Pack of

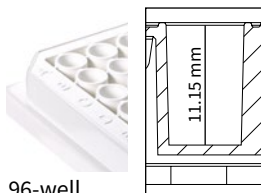
50 pieces  
(individually wrapped)

Cat. No.

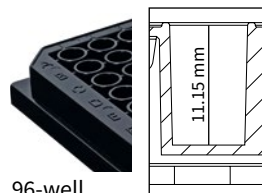
782022

### 96-well

with transparent bottom



96-well



96-well

#### Bottom

Color

Well volume [ $\mu$ l]

Working volume [ $\mu$ l]

Bottom thickness [ $\mu$ m]

Cultivation area [ $\text{mm}^2$ ]

#### F-bottom

white

330

50-310

750

31

#### sterile

Lid

50 pieces

1 piece

Pack of

50 pieces  
(individually wrapped)

5 pieces  
(1 bag of 5 pieces)

Cat. No.

782030

782034

#### F-bottom

black

330

50-310

750

31

#### sterile

50 pieces

1 piece

50 pieces  
(individually wrapped)

5 pieces  
(1 bag of 5 pieces)

782031

782035

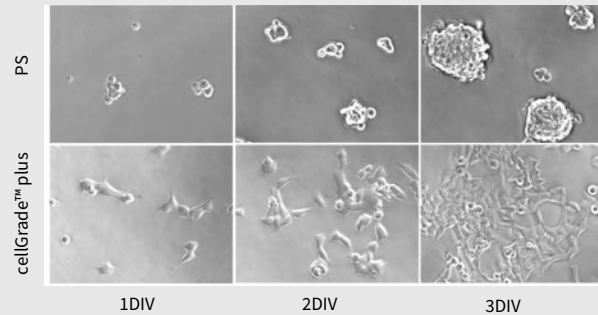
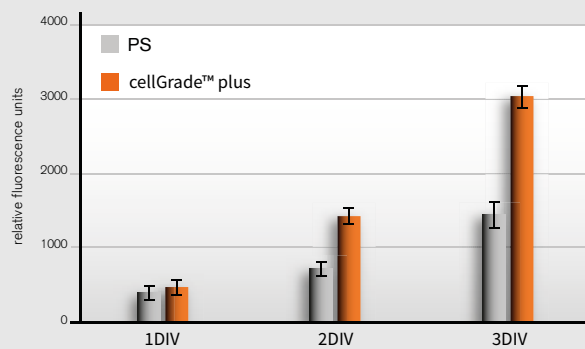
## Technical Note

### Proliferation of HEK293 cells on BRANDplates® cellGrade™ plus surface

Author: BRAND GMBH + CO KG

#### Culture conditions

For each experiment HEK293 cells were seeded at a density of 6000 cells/cm<sup>2</sup> in wells of transparent 96-well F-bottom BRANDplates® (#782022) and cultivated in DMEM medium containing 7% FCS at 37 °C, 95% relative humidity and 5% CO<sub>2</sub>.



Comparative phase contrast images of HEK293 cells cultivated in untreated (PS) and cellGrade™ plus treated microplates. DIV days in vitro, (200x zoom)

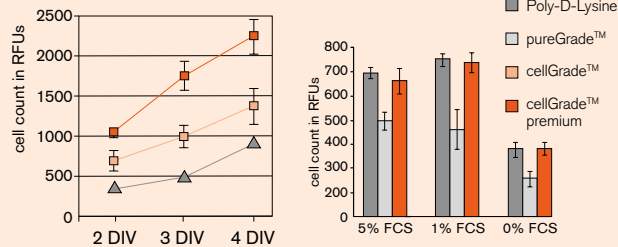
#### Conclusion

BRANDplates® with cellGrade™ plus surface perfectly support attachment and proliferation of HEK293 cells.

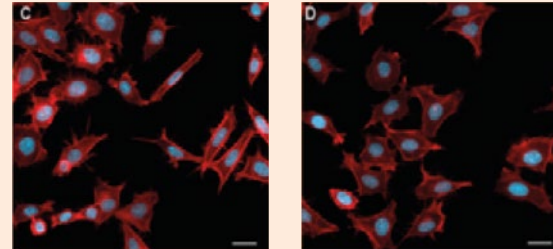
## Technical information & Ordering data

### cellGrade™ premium microplates

#### comparison of proliferation (HeLa cells)



Actin cytoskeleton (red) with cell nucleus (blue)

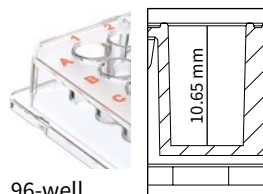


cellGrade™ premium

Poly-D-Lysine

### 96-well

#### Standard microplates



96-well

#### Bottom

|                                    |             |
|------------------------------------|-------------|
| Color                              | transparent |
| Well volume [ $\mu$ l]             | 350         |
| Working volume [ $\mu$ l]          | 50-320      |
| Bottom thickness [ $\mu$ m]        | 850         |
| Cultivation area [ $\text{mm}^2$ ] | 32          |

#### F-bottom

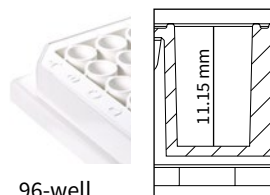
transparent

#### sterile

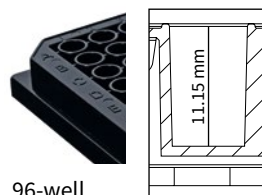
|          |                                     |
|----------|-------------------------------------|
| Lid      | 50 pieces                           |
| Pack of  | 50 pieces<br>(individually wrapped) |
| Cat. No. | 782082                              |

### 96-well

#### with transparent bottom



96-well



96-well

#### Bottom

|                                    |        |
|------------------------------------|--------|
| Color                              | white  |
| Well volume [ $\mu$ l]             | 330    |
| Working volume [ $\mu$ l]          | 50-310 |
| Bottom thickness [ $\mu$ m]        | 750    |
| Cultivation area [ $\text{mm}^2$ ] | 31     |

#### F-bottom

|          |                                     |                                 |
|----------|-------------------------------------|---------------------------------|
| Lid      | 50 pieces                           | 1 piece                         |
| Pack of  | 50 pieces<br>(individually wrapped) | 5 pieces<br>(1 bag of 5 pieces) |
| Cat. No. | 782090                              | 782094                          |

#### F-bottom

|                                    |                                     |                                 |
|------------------------------------|-------------------------------------|---------------------------------|
| Color                              | black                               |                                 |
| Well volume [ $\mu$ l]             | 330                                 |                                 |
| Working volume [ $\mu$ l]          | 50-310                              |                                 |
| Bottom thickness [ $\mu$ m]        | 750                                 |                                 |
| Cultivation area [ $\text{mm}^2$ ] | 31                                  |                                 |
| Lid                                | 50 pieces                           | 1 piece                         |
| Pack of                            | 50 pieces<br>(individually wrapped) | 5 pieces<br>(1 bag of 5 pieces) |
| Cat. No.                           | 782091                              | 782095                          |

#### sterile

#### sterile

## Application Note

## High yields of transfected cells with BRANDplates® cellGrade™ premium surface

Author: Martin Liss, Sabine Kraft Neuromuscular & Cardiovascular Cell Biology, Max-Delbrück-Centrum Berlin, Germany

## Introduction

Transfection is defined as non-viral DNA/gene delivery into eukaryotic cells performed by several chemical, physical or biological methods. The subsequent exogenous expression of a tagged protein in cell culture is a well established approach to investigate function and localization of the protein of interest. In normal culture medium, nucleases present in serum could degrade DNA while other serum components tend to form complexes with nucleic acids, thereby reducing the availability of DNA for transfection [Ref.1]. To avoid such interference, serum free culture medium is required for successful transfections. However, serum deprivation

can reduce cell viability, proliferation and attachment. To partially compensate for these negative effects arising from serum deprived culture conditions, special modifications of cell culture surfaces have been developed to support cell attachment and increase cellular yields after transfection. Here we compare 3 different microplate surfaces regarding their ability to support proliferation and attachment of transfected cells during washing steps. It is shown, that on the cellGrade™ premium surface transfected cells were retained in same quantity when compared to 96-well microplates of other manufacturers.

## Material and Methods

HEK293.EBNA cells were cultured in DMEM 4.5 g/L Glucose with L-glutamine supplemented with 10% fetal bovine serum and 100 units/mL penicillin/streptomycin. Cells were seeded in comparable tissue culture treated black 96-well microplates with transparent bottoms and grown at 37 °C with 5% CO<sub>2</sub>. A total of 200 ng/well GFP-encoding plasmid-DNA pEGFP-C1 was used to transfect cells using 40 kDa linear polyethylenimine at a ratio of 1:3 DNA:PEI40 24 hrs later [Ref.2]. After an incubation of 72 hrs, culture medium

was changed to PBS and one set of cultures from each microplate was washed additional 2 times with 200 µL PBS at 37 °C using an electronic multichannel pipette at lowest dispensing speed in order to not disturb the cell monolayer. For read-out a TECAN Infinite® M200 PRO was used to detect the remaining relative fluorescent units (RFUs) at ex485/em535 nm. The detector of the plate reader was adjusted according to the highest signal intensity to be measured.

## Results

A transfection mastermix was used to transfect cultured cells on different plates in order to achieve comparable transfection efficiency (Fig.1).




Figure 1: Example of transfected HEK293.EBNA cells expressing GFP 72 hrs post-transfection. Scale bar 500 µm.

To ensure an equal pipetting strength during washing an electronic multichannel pipette was used. In this case the only variable is the TC culture surface of different manufacturers. The quantification of relative GFP fluorescence units shows that cellGrade™ premium surface promote proliferation of transfected cells and retain GFP expressing cells after washing to the same extent as TC-treated microplates from competitors.

## Conclusion

BRANDplates® cellGrade™ premium surface can improve experimental performance when cell proliferation or cell binding to culture surface is critical.

## References:

- 1: D. Llères, J.M. Weibel, D. Heissler, G. Zuber, G. Duportail, Y. Mély, Dependence of the cellular internalization and transfection efficiency on the structure and physicochemical properties of cationic detergent/DNA/liposomes, J. Gene. Med. 6 (2004) 415–428.
- 2: SP. Huh et al., Optimization of 25 kDa linear polyethylenimine for efficient gene delivery, Biologicals. (2007), 35(3):165-71.

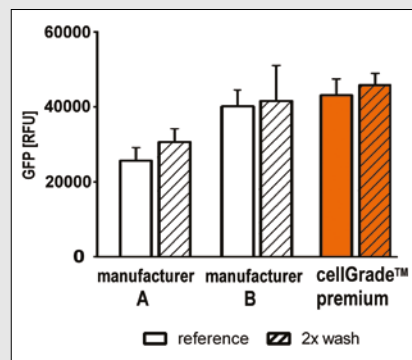
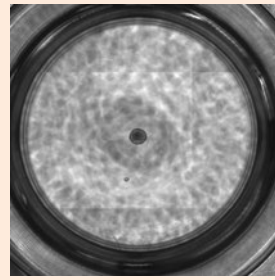


Figure 2: Measurement of GFP relative fluorescence units (RFU) shows the good performance of BRANDplates® cellGrade™ premium surface in promoting proliferation and attachment of transfected HEK293.EBNA cells.

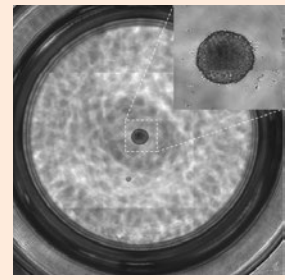
## Technical information & Ordering data

### inertGrade™ microplates

- Surface effectively suppresses cell adhesion
- For cultivating stem cells
- Ideal for generating tumor spheroids



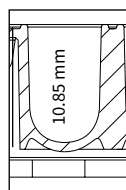
Wells can of U-bottom plate (781900) with single spheroid formed by L292 cells.



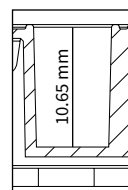
Close-up of the spheroid

### 96-well

#### Standard microplates



96-well

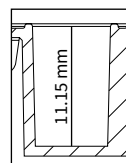


96-well

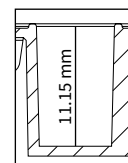
| Bottom                             | U-bottom                         | F-bottom                         |
|------------------------------------|----------------------------------|----------------------------------|
| Color                              | transparent                      | transparent                      |
| Well volume [ $\mu$ l]             | 330                              | 350                              |
| Working volume [ $\mu$ l]          | 40-300                           | 50-320                           |
| Bottom thickness [ $\mu$ m]        | 850                              | 850                              |
| Cultivation area [ $\text{mm}^2$ ] | n.a.                             | 32                               |
|                                    | <b>sterile</b>                   | <b>sterile</b>                   |
| Lid                                | 50 pieces                        | 50 pieces                        |
| Pack of                            | 50 pieces (individually wrapped) | 50 pieces (individually wrapped) |
| <b>Cat. No.</b>                    | <b>781900</b>                    | <b>781902</b>                    |

### 96-well

#### with transparent bottom



96-well



96-well

| Bottom                             | F-bottom                         | F-bottom                     |                                  |                              |
|------------------------------------|----------------------------------|------------------------------|----------------------------------|------------------------------|
| Color                              | white                            | black                        |                                  |                              |
| Well volume [ $\mu$ l]             | 330                              | 330                          |                                  |                              |
| Working volume [ $\mu$ l]          | 50-310                           | 50-310                       |                                  |                              |
| Bottom thickness [ $\mu$ m]        | 750                              | 750                          |                                  |                              |
| Cultivation area [ $\text{mm}^2$ ] | 31                               | 31                           |                                  |                              |
|                                    | <b>sterile</b>                   | <b>sterile</b>               |                                  |                              |
| Lid                                | 50 pieces                        | 1 piece                      | 50 pieces                        | 1 piece                      |
| Pack of                            | 50 pieces (individually wrapped) | 5 pieces (1 bag of 5 pieces) | 50 pieces (individually wrapped) | 5 pieces (1 bag of 5 pieces) |
| <b>Cat. No.</b>                    | <b>781910</b>                    | <b>781912</b>                | <b>781911</b>                    | <b>781913</b>                |

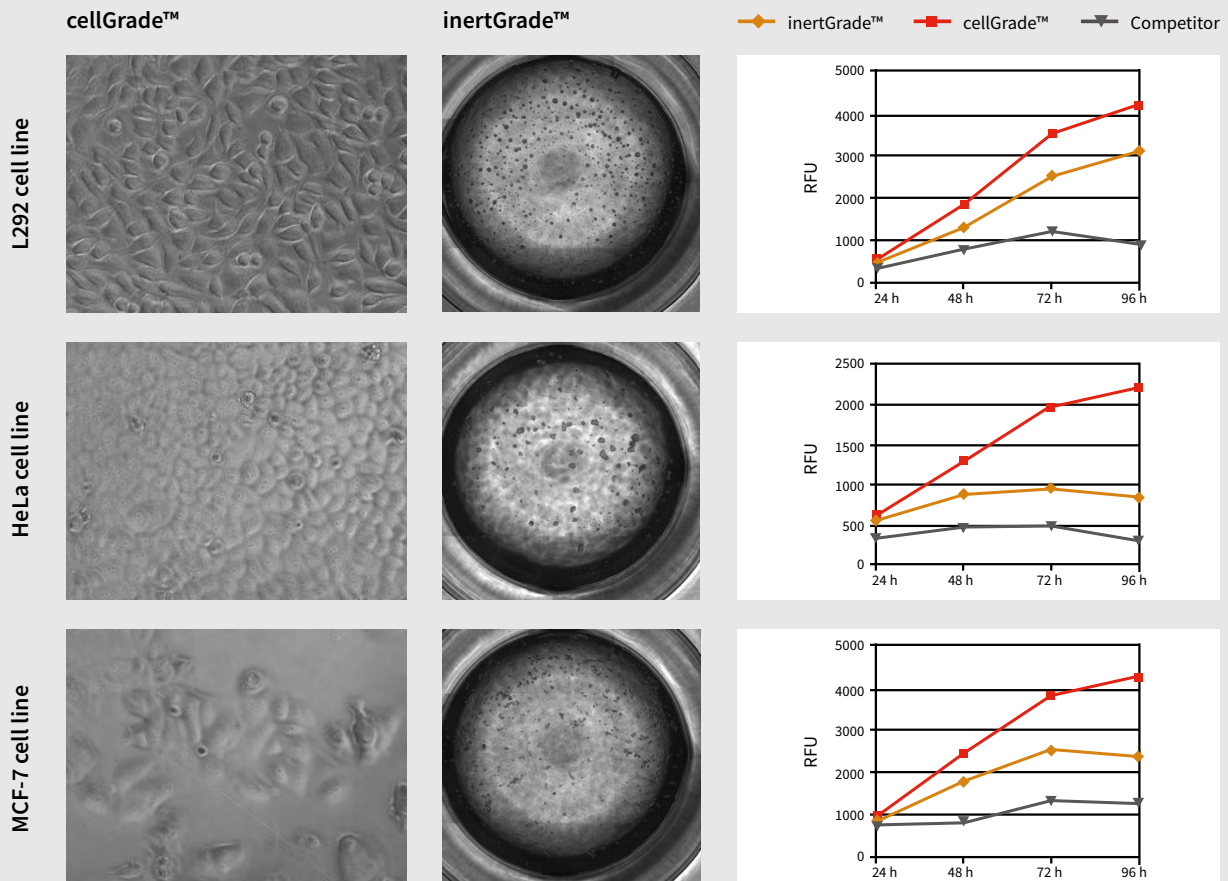
## Application Note

### BRANDplates® inertGrade™

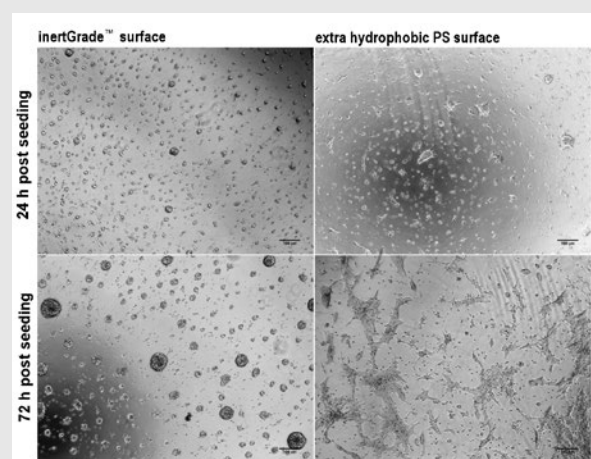
Author: Dr. Benedikt Busse, zell-kontakt GmbH, Nörten-Hardenberg, Germany

In many cell culture techniques, such as producing tumor spheroids or embryoid bodies, the suppression of integrin-mediated adhesion to surfaces plays a crucial role.

The illustration shows that adherent growing cell lines can be made to form spheroids with a comparably high cell division rate by cultivating them on the inertGrade™ cell culture surface.



The cell-repellent surface of the BRANDplates® inertGrade™ also demonstrates effective suppression of cell adherence when cultivating stem cells. This prevents contact-induced and uncontrolled differentiation and maintains the stem cell character.



Application note "Formation of spheroids and suppression of adhesion by adherent growing cells in inertGrade™ microplates", see [www.brand.de](http://www.brand.de)



# At a glance

## 96-well microplates

| Type                      |                      | Non-treated |              | Immunological surfaces |             |            | Cell culture surfaces |                 |                    |             |
|---------------------------|----------------------|-------------|--------------|------------------------|-------------|------------|-----------------------|-----------------|--------------------|-------------|
| Standard                  |                      | pureGrade™  | pureGrade™ S | immunoGrade™           | hydroGrade™ | lipoGrade™ | cellGrade™            | cellGrade™ plus | cellGrade™ premium | inertGrade™ |
| Color                     | Bottom / Well volume |             |              |                        |             |            |                       |                 |                    |             |
| transparent               | U / 330 µl           | 781600      | 781660       | 781720                 | 781780      | 781840     | 781960                | –               | –                  | 781900      |
| transparent               | V / 360 µl           | 781601      | 781661       | 781721                 | –           | –          | 781961                | –               | –                  | –           |
| transparent               | F / 350 µl           | 781602      | 781662       | 781722                 | 781782      | 781842     | 781962                | 782022          | 782082             | 781902      |
| transparent               | C / 350 µl           | 781603      | 781663       | –                      | –           | –          | –                     | –               | –                  | –           |
| white                     | U / 330 µl           | 781604      | –            | 781724                 | –           | –          | –                     | –               | –                  | –           |
| white                     | F / 350 µl           | 781605      | 781665       | –                      | –           | –          | 781965                | –               | –                  | –           |
| white                     | C / 350 µl           | –           | –            | –                      | –           | –          | –                     | –               | –                  | –           |
| black                     | U / 330 µl           | 781607      | –            | 781727                 | –           | –          | –                     | –               | –                  | –           |
| black                     | F / 350 µl           | 781608      | 781668       | –                      | –           | –          | 781968                | –               | –                  | –           |
| black                     | C / 350 µl           | –           | –            | –                      | –           | –          | –                     | –               | –                  | –           |
| With transparent bottom   |                      | pureGrade™  | pureGrade™ S | immunoGrade™           | hydroGrade™ | lipoGrade™ | cellGrade™            | cellGrade™ plus | cellGrade™ premium | inertGrade™ |
| white                     | F / 330 µl           | 781610      | 781670       | –                      | –           | –          | 781970                | 782030          | 782090             | 781910      |
| white*                    | F / 330 µl           | –           | –            | –                      | –           | –          | 781974                | 782034          | 782094             | 781912      |
| black                     | F / 330 µl           | 781611      | 781671       | 781731                 | –           | –          | 781971                | 782031          | 782091             | 781911      |
| black*                    | F / 330 µl           | –           | –            | 781732                 | –           | –          | 781975                | 782035          | 782095             | 781913      |
| With UV film bottom       |                      | pureGrade™  | pureGrade™ S | immunoGrade™           | hydroGrade™ | lipoGrade™ | cellGrade™            | cellGrade™ plus | cellGrade™ premium | inertGrade™ |
| transparent               | F / 350 µl           | 781614      | –            | –                      | –           | –          | –                     | –               | –                  | –           |
| black                     | F / 350 µl           | 781615      | –            | –                      | –           | –          | –                     | –               | –                  | –           |
| Strip plates              |                      | pureGrade™  | pureGrade™ S | immunoGrade™           | hydroGrade™ | lipoGrade™ | cellGrade™            | cellGrade™ plus | cellGrade™ premium | inertGrade™ |
| transparent, without grid | F / 360 µl           | 782300      | –            | 782305                 | –           | –          | –                     | –               | –                  | –           |
| transparent, with grid    | F / 350 µl           | 782301      | –            | 782306                 | –           | –          | –                     | –               | –                  | –           |

\* not available in USA

\* Pack of 5

## 384-well HTS microplates

| Type                    |                      | Non-treated |              | Immunological surfaces |             |            | Cell culture surfaces |                 |                    |             |
|-------------------------|----------------------|-------------|--------------|------------------------|-------------|------------|-----------------------|-----------------|--------------------|-------------|
| Standard                |                      | pureGrade™  | pureGrade™ S | immunoGrade™           | hydroGrade™ | lipoGrade™ | cellGrade™            | cellGrade™ plus | cellGrade™ premium | inertGrade™ |
| Color                   | Bottom / Well volume |             |              |                        |             |            |                       |                 |                    |             |
| transparent             | F / 100 µl           | 781620      | 781680       | 781740                 | –           | –          | 781980                | –               | –                  | –           |
| white                   | F / 100 µl           | 781621      | 781681       | 781741                 | –           | –          | 781981                | –               | –                  | –           |
| black                   | F / 100 µl           | 781622      | 781682       | 781742                 | –           | –          | 781982                | –               | –                  | –           |
| With transparent bottom |                      | pureGrade™  | pureGrade™ S | immunoGrade™           | hydroGrade™ | lipoGrade™ | cellGrade™            | cellGrade™ plus | cellGrade™ premium | inertGrade™ |
| white                   | F / 120 µl           | 781626      | 781686       | –                      | –           | –          | 781986                | –               | –                  | –           |
| white*                  | F / 120 µl           | –           | –            | –                      | –           | –          | 781988                | –               | –                  | –           |
| black                   | F / 120 µl           | 781627      | 781687       | –                      | –           | –          | 781987                | –               | –                  | –           |
| black*                  | F / 120 µl           | –           | –            | –                      | –           | –          | 781989                | –               | –                  | –           |



\* Pack of 5

## 1536-well UHTS microplates

| Type        |                      | Non-treated |              | Immunological surfaces |             |            | Cell culture surfaces |                 |                    |             |
|-------------|----------------------|-------------|--------------|------------------------|-------------|------------|-----------------------|-----------------|--------------------|-------------|
| Standard    |                      | pureGrade™  | pureGrade™ S | immunoGrade™           | hydroGrade™ | lipoGrade™ | cellGrade™            | cellGrade™ plus | cellGrade™ premium | inertGrade™ |
| Color       | Bottom / Well volume |             |              |                        |             |            |                       |                 |                    |             |
| transparent | F / 10 µl            | 781640      | –            | –                      | –           | –          | –                     | –               | –                  | –           |
| white       | F / 10 µl            | 781641      | –            | –                      | –           | –          | –                     | –               | –                  | –           |
| black       | F / 10 µl            | 781642      | –            | –                      | –           | –          | –                     | –               | –                  | –           |

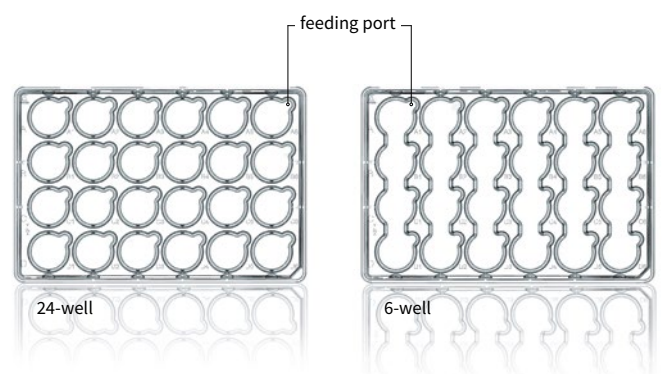
## 4.4 Cell culture inserts

### 4.4.1 Multiwell plates



- ✓ Optimal cell growth thanks to cellGrade™ plus surface
- ✓ Side well access for easier pipetting and removing cover slips
- ✓ Perfect positioning of the BRANDplates® insert

BRANDplates® multiwell plates offer better functionality than commonly available multiwell plates. Each well of the 24-well and 6-well plates has an additional extension on the edge of the well to serve as a pipette and forceps access point. This “feeding port” allows the well to be accessed even with a mounted BRANDplates® Insert. The additional space in the “feeding port” creates an ideal lever point for forceps to grip cover glasses without scratching them and damaging cultivated cells on the glasses.



#### Applications

- + Cultivation of adherent cells
- + Cultivating cells on cover glasses
- + Mounting BRANDplates® inserts and insert strips
- + Automated cell culture applications

#### Features

- + High purity, crystal-clear polystyrene
- + Conforms to ANSI/SLAS Standards 1 and 4
- + Manufactured in an ISO Class 7 cleanroom
- + Individually wrapped with lid, sterile (SAL 10<sup>-6</sup>)
- + Untreated or cell culture treated



## User information



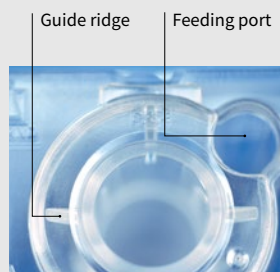
### 24-well standard plate

The plate includes 24 individually fillable wells that can be fitted with strips of 4 inserts and/or individual inserts

| Format   | 24-well | 6-well |
|--|---------|--------|
| Well surface [mm <sup>2</sup> ] (incl. feeding port) | 210     | 855    |
| Working volume [ml]                                  | 3.1     | 10     |



Guide grooves in the standard 24-well plates



Guide ridge Feeding port



### 6-well special plate

The 4 wells are all connected as one large, elongated well. This well can be fitted with a strip of 4 inserts so that all 4 of the inserts in the strip can be supplied with medium at the same time. Particularly well suited to the use of insert strips with inlet channels. Also suitable for single inserts and 2 or 3 connected inserts.

### The well and insert are perfectly coordinated

The guide grooves in the support collars of the wells in the 24-well standard plate hold the guide ridges of the insert in position. This prevents the individual inserts from rotating – the feed ports on the wells remain open. At the same time, the guide ridges center the insert in the well.

## Accessories



Information on *accu-jet<sup>®</sup> pro* pipetting aid and *Transferpette<sup>®</sup> S* microliter pipette is available at [shop.brand.de](http://shop.brand.de), while information on counting chambers and centrifuge tubes is available on pages 11 and 17.

## Technical information & Ordering data



### 24-well and 6-well

#### Multiwell plates



| Surface                           | pureGrade™ S                     | cellGrade™ plus                  | pureGrade™ S                     | cellGrade™ plus                  |
|-----------------------------------|----------------------------------|----------------------------------|----------------------------------|----------------------------------|
| Wells                             | 24                               | 24                               | 6                                | 6                                |
| Working volume [ml]               | 3.1                              | 3.1                              | 8 - 10                           | 8 - 10                           |
| Growth surface [mm <sup>2</sup> ] | 210                              | 210                              | 855                              | 855                              |
| Lid                               | with lid                         | with lid                         | with lid                         | with lid                         |
| Pack of                           | 10 pieces (individually wrapped) | 10 pieces (individually wrapped) | 10 pieces (individually wrapped) | 10 pieces (individually wrapped) |
| Cat. No.                          | 782880                           | 782890                           | 782881                           | 782891                           |

## 4.4.2 Inserts



- ✓ Optimal cell growth thanks to cell culture treatment
- ✓ Add up to four inserts at once
- ✓ Fast, safe handling

Cell culture inserts with microporous membranes greatly expand the range of methods that can be used in classic cell cultures.

The innovative BRANDplates® insert system offers a product perfectly adapted to reconstructing 3D epithelial models. The strip format ensures that the inserts sit in the well without rotation, and the 6-well plate allows for medium exchange in up to four inserts at once.



4-insert strips, divisible into up to 4 individual inserts – positioned to hang in the well

### Applications

- + Epithelial cell cultures
- + Barrier analysis
- + Polarization studies
- + Epidermis models
- + Full skin models
- + Co-cultures
- + Impedance measurements

### Features

- + Cell culture treated PC or PET membranes
- + Culture surface 0.6 cm<sup>2</sup>
- + As 4x strips or individual
- + Strips divisible
- + Manufactured in an ISO Class 8 cleanroom
- + Sterile (SAL 10<sup>-6</sup>)

## User information

### Advantages of specialized insert-plate combinations

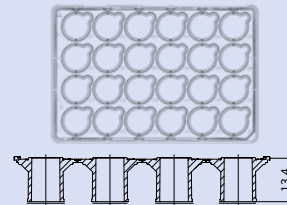
A 3D culture of 0.6 cm<sup>2</sup> should be supplied with at least 1 ml of medium per day, in particular during cultivation at the air-liquid interphase. Medium must also be exchanged with the same frequency.

The BRAND insert system offers a variety of solutions to increase the provided basal volume (below the membrane) and reduce the number of medium changes.

#### 24-well plate with 13 mm insert strip

Standard conditions for 3D cell cultures with high nutrient requirements.

Smooth-walled inserts, suitable for differentiation, transportation, co-cultivation, transmigration and cell polarity assays.

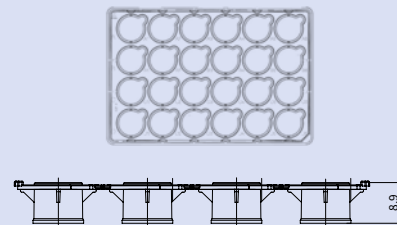


#### 24-well plate with 9 mm insert strip

Ideal for cultures at the air-liquid interphase (ALI)

ALI cultures are supplied with 1.7 ml of medium per 24-well. This combination greatly optimizes the medium supply to ALI cultures.

Not suitable for transportation, transmigration and cell polarity assays.

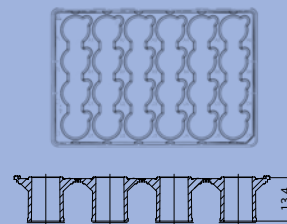


#### 6-well plate with 13 mm insert strip

Ideal for more complex 3D cultures, such as full skin models.

When using just 2 inserts per well, each ALI culture is supplied with 1.75 ml. This means that up to 12 epithelial models can be cultivated in one plate, saving space.

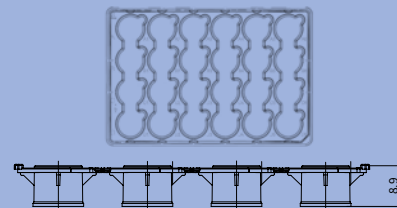
The smart 6-well design facilitates simultaneous medium exchange for all of the inserts in a series.



#### 6-well plate with 9 mm insert strip

Excellent supply for cells during an air-liquid interphase culture.

When using a full strip, each culture is supplied with 2 ml of medium. Using half strips increases the basal volume to 4 ml per culture.

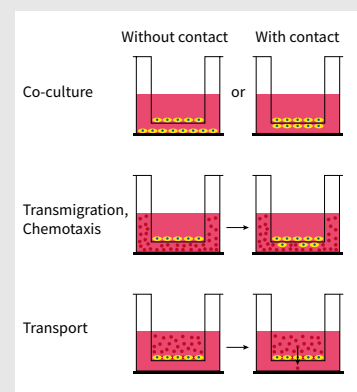


### Co-culture:

Membranes with pore sizes of 0.4 and 1.0 μm. Use PET membranes for good cell visibility under an optical microscope. PC membranes with comparable pore sizes have a higher pore density, improving interaction between the cells than PET membranes. PC membranes, however, are not recommended for transmitted light microscopes.

### Chemotaxis and transmigration:

Depending on the cell type, transmigration assays can be accomplished with pore sizes above 3.0 μm. Use PET membranes for microscopic applications.



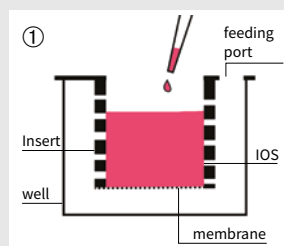
## User information

### Importance and function of the Inlet Opening System (IOS)

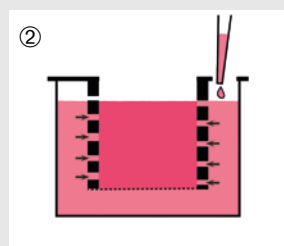
When removing apical medium in cultures of reconstructed epithelial models, there is a danger of injuring tissue cultures with pipette tips, making the tissue culture unusable in further examinations.

The Inlet Opening System of the BRANDplates® Insert makes it possible to adjust the medium levels in inserts by controlling the medium level in the corresponding wells.

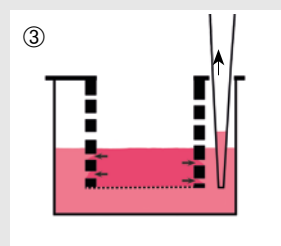
In addition to improved reliability, combining 6-well plates and inserts with IOS can reduce pipetting work for 4 inserts in fused well row from eight aspiration and filling steps to just one aspiration and one filling step. This drastically reduces the time that the cultures spend outside of the incubator, making it possible to greatly reduce the effects of temperature and pH fluctuations.



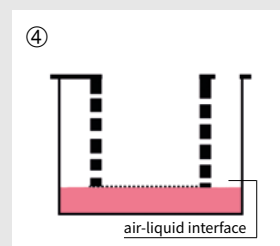
During cell seeding or applying coatings, the unique geometry of the Inlet Opening System (IOS) prevents the insert from leaking



The submersion culture is also established by adding medium to the well. The arrow indicate that the medium flows evenly into the interior of the insert.



The IOS accelerates and simplifies the medium exchange. The arrows show the direction of flow for the medium from the insert into the well where the aspiration pipette is placed.



This allows the air-liquid interface to be adjusted without the risk of tissue damage.

### Possible causes for poor adhesion of cells in assay plates:

- The passage used in the cell line is too high and the cells are senescent
- The seeding density is too low
- The medium used is inadequate
- Cells are contaminated
- Cells require a specific substrate (laminin, collagen, vitronectin, fibronectin)

### Recommended volumes for different culture phases of the 3D culture

|  | 24-well   | 6-well    | 24-well   | 6-well    |
|--|-----------|-----------|-----------|-----------|
| Insert height [mm]   | 13        | 13        | 9         | 9         |
| Insert [ $\mu$ l]<br>(such as coating, cell seeding)           | 150 - 400 | 150 - 400 | 150 - 250 | 150 - 250 |
| Well: Submersion culture [ml]<br>with added insert             | 1.6 - 2   | 8 - 10    | 2.2 - 2.5 | 9 - 10    |
| Well: air-liquid-interphase [ml]<br>(of basal coated membrane) | 0.8       | 3.5       | 1.8       | 8         |

### Membrane pore size / application examples

| Pore size   | Areas of application  |
|-------------|---|
| 0.4 $\mu$ m | Co-culture, transport studies, secretion studies, cell polarity studies, etc.   |
| 1.0 $\mu$ m | Co-culture, transport studies, secretion studies, etc.  |
| 3.0 $\mu$ m | Migration studies, chemotaxis studies, metastasis experiments, etc.   |
| 8.0 $\mu$ m | Migration studies, chemotaxis studies, metastasis experiments, etc.<br>See also the construction of full-thickness skin models ( <a href="http://www.tissue-factory.com">www.tissue-factory.com</a> ) |

## Technical information & Ordering data

### Insert Strips

#### PC membrane

| Pore size                      | 0.4 $\mu\text{m}$                    | 1.0 $\mu\text{m}$                    | 3.0 $\mu\text{m}$                    | 8.0 $\mu\text{m}$                    |
|--------------------------------|--------------------------------------|--------------------------------------|--------------------------------------|--------------------------------------|
| Pore density per $\text{cm}^2$ | $1 \times 10^8$                      | $2 \times 10^7$                      | $2 \times 10^6$                      | $1 \times 10^5$                      |
| Growth area [ $\text{cm}^2$ ]  | 0.6                                  | 0.6                                  | 0.6                                  | 0.6                                  |
| Insert height [mm]             | 13                                   | 13                                   | 13                                   | 13                                   |
| Pack of                        | 12 pieces<br>(12 strips x 4 inserts) | 12 pieces<br>(12 strips x 4 inserts) | 12 pieces<br>(12 strips x 4 inserts) | 12 pieces<br>(12 strips x 4 inserts) |
| Type                           | smooth-walled                        | smooth-walled                        | smooth-walled                        | smooth-walled                        |
| Cat. No.                       | 782800   782900                      | 782820                               | 782840                               | 782860                               |
| Type                           | IOS                                  | IOS                                  | IOS                                  | IOS                                  |
| Cat. No.                       | 782801   782901                      | 782821                               | 782841                               | 782861                               |

#### PET membrane

| Pore size                      | 0.4 $\mu\text{m}$                    | 8.0 $\mu\text{m}$                    |
|--------------------------------|--------------------------------------|--------------------------------------|
| Pore density per $\text{cm}^2$ | $1 \times 10^8$                      | $1 \times 10^5$                      |
| Growth area [ $\text{cm}^2$ ]  | 0.6                                  | 0.6                                  |
| Insert height [mm]             | 13                                   | 13                                   |
| Pack of                        | 12 pieces<br>(12 strips x 4 inserts) | 12 pieces<br>(12 strips x 4 inserts) |
| Type                           | smooth-walled                        | smooth-walled                        |
| Cat. No.                       | 782810   782910                      | 782870                               |
| Type                           | IOS                                  | IOS                                  |
| Cat. No.                       | 782811   -                           | 782871                               |



You need bulk packages? Five 6-well plates filled with 6 insert strips each (120 inserts) can be ordered at [www.info@brand.de](mailto:www.info@brand.de)

### Individual inserts

#### PC membrane

| Pore size                      | 0.4 $\mu\text{m}$ | 1.0 $\mu\text{m}$ | 3.0 $\mu\text{m}$ | 8.0 $\mu\text{m}$ |
|--------------------------------|-------------------|-------------------|-------------------|-------------------|
| Pore density per $\text{cm}^2$ | $1 \times 10^8$   | $2 \times 10^7$   | $2 \times 10^6$   | $1 \times 10^5$   |
| Growth area [ $\text{cm}^2$ ]  | 0.6               | 0.6               | 0.6               | 0.6               |
| Insert height [mm]             | 13                | 13                | 13                | 13                |
| Pack of                        | 48 pieces         | 48 pieces         | 48 pieces         | 48 pieces         |
| Type                           | smooth-walled     | smooth-walled     | smooth-walled     | smooth-walled     |
| Cat. No.                       | 782806            | 782826            | 782846            | 782866            |

#### PET membrane

| Pore size                      | 0.4 $\mu\text{m}$ | 8.0 $\mu\text{m}$ |
|--------------------------------|-------------------|-------------------|
| Pore density per $\text{cm}^2$ | $1 \times 10^8$   | $1 \times 10^5$   |
| Growth area [ $\text{cm}^2$ ]  | 0.6               | 0.6               |
| Insert height [mm]             | 13                | 13                |
| Pack of                        | 48 pieces         | 48 pieces         |
| Type                           | smooth-walled     | smooth-walled     |
| Cat. No.                       | 782816            | 782876            |



## 4.4.3 Insert 2in1



- ✓ Can be used standing or suspended
- ✓ Flexible and easy to use
- ✓ Cell culture treated membrane for optimal cell growth

The smart design of the BRAND Insert 2in1 allows for almost unrestricted compatibility with all ANSI/SLAS standard multiwell plates. In addition, it is the only cell culture insert of its kind that can be suspended in the well plates without additional support plates. This allows the 2in1 Insert from BRAND to provide the flexibility you need in establishing new experimental approaches.

### Three point mounting

Hook and adjacent feet ensure precise positioning parallel to the well bottom.

**Membranes**  
USP class VI tested with cellGrade™ plus functional surfaces



### Feet

For standing use; ensures ~ 1 mm gap between membrane and bottom of the dish or well.

### Applications

- + Transmigration and invasion assays
- + Toxicity assessments
- + Tissue engineering
- + Barrier and transportation studies
- + Co-cultivation
- + Polarity testing
- + Cell polarization studies

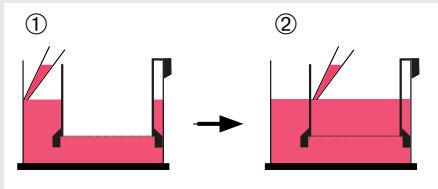
### Features

- + Use in a hanging or standing position
- + Works with all common 6-, 12-, or 24-well plates
- + Surface: cellGrade™ plus
- + PC or PET membrane
- + Pore size: 0.4 µm and 8.0 µm
- + Manufactured in cleanroom ISO class 8

## User information

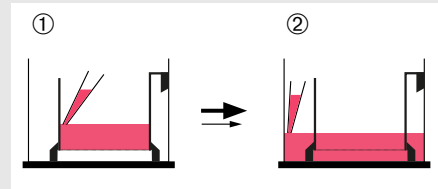
### Hanging

If you use the Insert 2in1 as a hanging insert, add the medium to the multiwell plates before hanging the insert inside the wells (make sure the medium comes into contact with the membrane). Then fill the insert with medium.



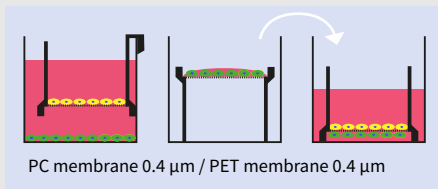
### Standing

If you would like to use the Insert 2in1 as a standing insert, place the insert into the provided multiwell plate or culture dish. Add the medium to the insert and then into the well or the culture dish.



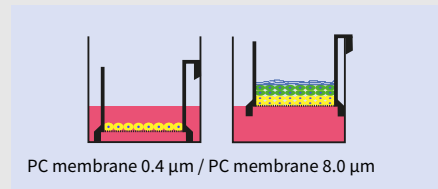
## Common applications

### Co-culture



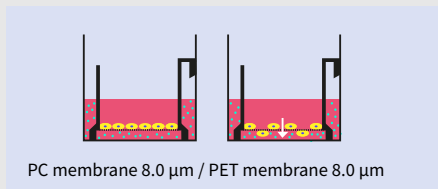
PC membrane 0.4  $\mu\text{m}$  / PET membrane 0.4  $\mu\text{m}$

### Air-lift culture in multiwell plate



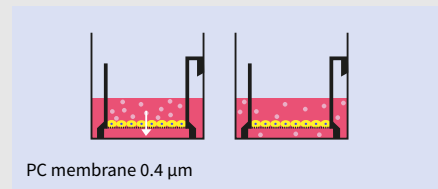
PC membrane 0.4  $\mu\text{m}$  / PC membrane 8.0  $\mu\text{m}$

### Transmigration, chemotaxis



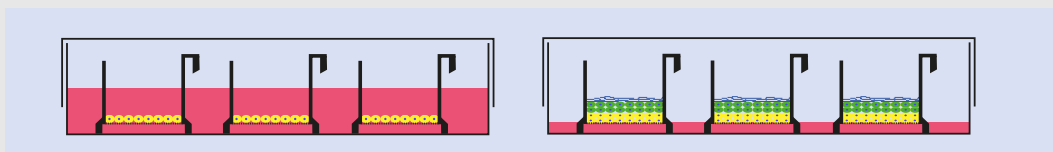
PC membrane 8.0  $\mu\text{m}$  / PET membrane 8.0  $\mu\text{m}$

### Transport/barrier analysis (TEER measurement), cytotoxicity



PC membrane 0.4  $\mu\text{m}$

### Air-lift culture in culture dish



### BRAND Insert 2in1 working volume and culture area

| Well    | Working volume           | Culture area       |
|---------|--------------------------|--------------------|
| 24-well | 150 - 400 $\mu\text{l}$  | 0.6 $\text{cm}^2$  |
| 12-well | 300 - 1000 $\mu\text{l}$ | 1.38 $\text{cm}^2$ |
| 6-well  | 800 - 3000 $\mu\text{l}$ | 4.83 $\text{cm}^2$ |

Increased sample volume with air-liquid interphase cultures? Switch to the BRANDplates® Insert System (see p. 72): same membrane, same culture surface as 24-well inserts, less time-wasting culture optimizations than when switching from other manufacturer systems.



## Technical information & Ordering data

### BRAND Insert 2in1

- TC treated (cellGrade™ plus) PC- and PET membranes
- Can be used with all common 24-, 12- and 6-well plates
- Use in hanging or standing position
- Individually packed or in multi-packs



### 24-well Insert 2in1

#### PC membrane

| Pore size                        | 0.4 µm              | 8.0 µm              |                |               |
|----------------------------------|---------------------|---------------------|----------------|---------------|
| Pore density per cm <sup>2</sup> | 1 x 10 <sup>8</sup> | 1 x 10 <sup>5</sup> |                |               |
| Growth area [cm <sup>2</sup> ]   | 0.6                 | 0.6                 |                |               |
| Insert height [mm]               | 10                  | 10                  |                |               |
| Type                             | single blister      | multi-pack          | single blister | multi-pack    |
| Pack of                          | 48 pieces           | 4 x 12 pieces       | 48 pieces      | 4 x 12 pieces |
| Cat. No.                         | 782700              | 782701              | 782706         | 782707        |



### 12-well Insert 2in1

#### PC membrane

| Pore size                        | 0.4 µm              | 8.0 µm              |                |              |
|----------------------------------|---------------------|---------------------|----------------|--------------|
| Pore density per cm <sup>2</sup> | 1 x 10 <sup>8</sup> | 1 x 10 <sup>5</sup> |                |              |
| Growth area [cm <sup>2</sup> ]   | 1.4                 | 1.4                 |                |              |
| Insert height [mm]               | 11                  | 11                  |                |              |
| Type                             | single blister      | multi-pack          | single blister | multi-pack   |
| Pack of                          | 48 pieces           | 4 x 9 pieces        | 48 pieces      | 4 x 9 pieces |
| Cat. No.                         | 782720              | 782721              | 782726         | 782727       |



### 6-well Insert 2in1

#### PC membrane

| Pore size                        | 0.4 µm              | 8.0 µm              |                |              |
|----------------------------------|---------------------|---------------------|----------------|--------------|
| Pore density per cm <sup>2</sup> | 1 x 10 <sup>8</sup> | 1 x 10 <sup>5</sup> |                |              |
| Growth area [cm <sup>2</sup> ]   | 4.8                 | 4.8                 |                |              |
| Insert height [mm]               | 11                  | 11                  |                |              |
| Type                             | single blister      | multi-pack          | single blister | multi-pack   |
| Pack of                          | 24 pieces           | 4 x 6 pieces        | 24 pieces      | 4 x 6 pieces |
| Cat. No.                         | 782740              | 782741              | 782746         | 782747       |





## Technical information & Ordering data

### BRAND Insert 2in1 Multi-pack

- Quickly, conveniently open an entire pack
- Remove 3 inserts at one time
- Reduces packaging waste



Multi-pack

### 24-well Insert 2in1

#### PET membrane

| Pore size                      | 0.4 $\mu\text{m}$ |               | 8.0 $\mu\text{m}$ |               |
|--------------------------------|-------------------|---------------|-------------------|---------------|
| Pore density per $\text{cm}^2$ | $2 \times 10^6$   |               | $2 \times 10^5$   |               |
| Growth area [ $\text{cm}^2$ ]  | 0.6               |               | 0.6               |               |
| Insert height [mm]             | 10                |               | 10                |               |
| Type                           | single blister    | multi-pack    | single blister    | multi-pack    |
| Pack of                        | 48 pieces         | 4 x 12 pieces | 48 pieces         | 4 x 12 pieces |
| Cat. No.                       | 782710            | 782711        | 782716            | 782717        |

### 12-well Insert 2in1

#### PET membrane

| Pore size                      | 0.4 $\mu\text{m}$ |              | 8.0 $\mu\text{m}$ |              |
|--------------------------------|-------------------|--------------|-------------------|--------------|
| Pore density per $\text{cm}^2$ | $2 \times 10^6$   |              | $2 \times 10^5$   |              |
| Growth area [ $\text{cm}^2$ ]  | 1.4               |              | 1.4               |              |
| Insert height [mm]             | 11                |              | 11                |              |
| Type                           | single blister    | multi-pack   | single blister    | multi-pack   |
| Pack of                        | 48 pieces         | 4 x 9 pieces | 48 pieces         | 4 x 9 pieces |
| Cat. No.                       | 782730            | 782731       | 782736            | 782737       |

### 6-well Insert 2in1

#### PET membrane

| Pore size                      | 0.4 $\mu\text{m}$ |              | 8.0 $\mu\text{m}$ |              |
|--------------------------------|-------------------|--------------|-------------------|--------------|
| Pore density per $\text{cm}^2$ | $2 \times 10^6$   |              | $2 \times 10^5$   |              |
| Growth area [ $\text{cm}^2$ ]  | 4.8               |              | 4.8               |              |
| Insert height [mm]             | 11                |              | 11                |              |
| Type                           | single blister    | multi-pack   | single blister    | multi-pack   |
| Pack of                        | 24 pieces         | 4 x 6 pieces | 24 pieces         | 4 x 6 pieces |
| Cat. No.                       | 782750            | 782751       | 782756            | 782757       |



To open the entire blister simply tear off the sealing paper diagonally (purple arrow).

A perforation in the sealing paper also allows opening individual rows, while the other inserts remain securely sealed (blue arrow).



## Application Note

### BRAND® Insert 2in1 supports the cultivation of Reconstructed Human Epidermis (RhE) used for skin corrosion tests (OECD TG 431)

Author: BRAND GMBH + CO KG



#### Introduction

Reconstructed Human Epidermis (RhE) is used as an alternative in vitro test system partially able to replace tests on laboratory animals and provide data that may be more predictive for humans when compared to animal testing. For these reasons 3D tissue models become more and more attractive not only for research but also in the context of regulatory hazard identification of irritant and corrosive chemicals (OECD TG 431\*). However, to be used for regulatory decision making, a validated RhE must meet certain quality criteria to reliably distinguish the different hazard potentials of chemicals.

Here we show that human derived keratinocytes cultivated in the BRAND Insert 2in1 differentiate into RhE models using the standard cultivation procedure including a submerged and air-liquid interphase condition. The RhE reproducibly determines the corrosive potential of the categorized chemicals.

\* OECD Test Guideline for testing chemicals 431: In vitro skin corrosion: reconstructed human epidermis (RHE) test method; 2015

#### Methods

##### Cell culture

Reconstructed human Epidermis was generated using normal human keratinocytes seeded in BRAND Insert 2in1 or cell culture inserts from another manufacturer in a density of  $2 \times 10^5$  cells/cm<sup>2</sup> (125.000 cells in 200 µl per insert). For submerged and air-liquid interphase (ALI) cultures both insert types were placed standing on the bottom of culture plates. BRAND Inserts featured a plasma-treated (cellGrade™ plus) polycarbonate membrane with a pore size of 0.4 µm and a culture area of approximately 0.6 cm<sup>2</sup>. After submerged cultivation ALI-culture was initiated to induce keratinocyte differentiation into the multilayered epidermal model and finally exposed to chemicals.

MTT assay and test substance application was performed according to the SOP for epiCS® In Vitro Skin Corrosion (CellSystems®).

##### Test substances

For each exposure time and chemical 3 RhE models were used for in vitro skin corrosion testing. The test chemicals applied were phosphate buffered saline (PBS) (negative control), 8N KOH (positive control), 4-(Methylthio)-benzaldehyde, lactic acid and formic acid. RhE mean viability was determined for each test chemical after 3 and 60 min of exposure and normalized to the mean viability of negative controls at the corresponding time point.

#### Results

##### Morphology

The RhE models were fixed with Bouin's Solution and subsequently cryo-embedded. Following cross sections of the RhE samples were stained with hematoxylin and eosin and subjected to histological imaging. The RhE models show the typical layers of native skin with a multilayered corneal layer (stratum corneum).

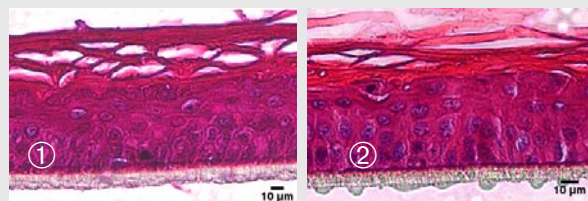


Figure 1: Hematoxylin/eosin staining of RhE models cultivated in the cell culture Insert 2in1 (①) and in an insert from another manufacturer (②). Human derived keratinocytes develop a stratified epidermis with a multilayered stratum corneum.

### Barrier function test (EC50)

To determine whether the stratum corneum of RhE models cultured in different inserts developed a proper barrier function cultures were exposed to PBS and the benchmark chemical Triton X-100 for 60 min. After the exposure, RhE models were incubated in presence of MTT vital dye. Quantification of the metabolic activity was determined by measuring the optical density of the reduced MTT-dye at 570 nm wave length. Data indicates a distinct barrier function of the stratum corneum as the mean viability of the cultures was not reduced by more than 50 % at the given exposure time.

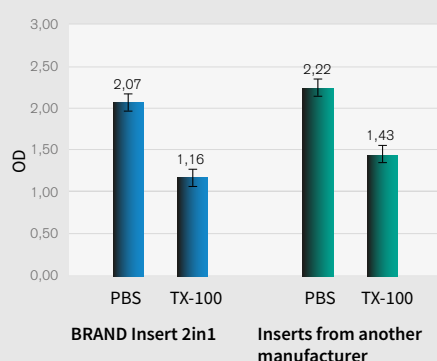


Figure 2: Viability of RhE exposed to PBS or Triton X-100 (TX-100). Data shows the optical density at 570 nm (OD) of isopropanol extracted formazan from tissue cultures.

### Conclusion

BRAND Inserts 2in1 are equally suitable to produce RhE as inserts from other manufacturers. This was shown by the comparison of H&E stained histological slides with the multilayered stratified epidermis (fig.1) and the integrative growth of the keratinocytes with a functional barrier function was demonstrated by EC<sub>50</sub> data (fig. 2).

Using proven chemicals for the OECD corrosion test with RhE, we could measure data comparable with inserts of another manufacturer. The BRAND Insert 2in1 is a promising tool for use in corrosion tests and a step forward to avoid animal testing and gather data much more transferable to humans than animal testing ever will be.

### In vitro corrosion test

First, MTT assay derived viability of RhE models was determined for 3 and 60 minutes using PBS. Measurements show that the viability of RhE models within the two insert types is comparable. However, tissue cultures from the BRAND insert 2in1 generated data with reduced standard deviations at 3 and 60 min of PBS exposure when compared to tissue culture grown in the competitor insert (table 1).

To test whether the RhE models cultivated in BRAND insert 2in1 can also be used to distinguish the corrosive potential of chemicals, RhE models were exposed to a set of classified substances. In parallel, the same chemicals were applied to RhE models cultivated in the insert from another manufacturer used in chemical hazard identification context before. The mean viability of treated RhE models was normalized to viability data of the negative control (NC).

| OD negative control   |        |                    |        |
|-----------------------|--------|--------------------|--------|
| BRAND Insert 2in1     |        | Other manufacturer |        |
| 3 min                 | 60 min | 3 min              | 60 min |
| 2.92                  | 2.21   | 2.76               | 2.38   |
| 2.95                  | 2.22   | 2.82               | 2.45   |
| 2.96                  | 2.44   | 2.48               | 1.79   |
| 2.94                  | 2.45   | 2.47               | 1.75   |
| 2.96                  | 2.52   | 2.08               | 2.23   |
| 2.99                  | 2.51   | 2.06               | 2.13   |
| Standard deviation OD |        |                    |        |
| 0.02                  | 0.16   | 0.36               | 0.32   |

Table 1: OD measurement of formazan-isopropanol extracted from RhE models exposed to PBS (NC). For each condition 6 tissues were tested. Measurements were performed in transparent flat bottom microplates using a microplate spectrophotometer at 540 -570 nm

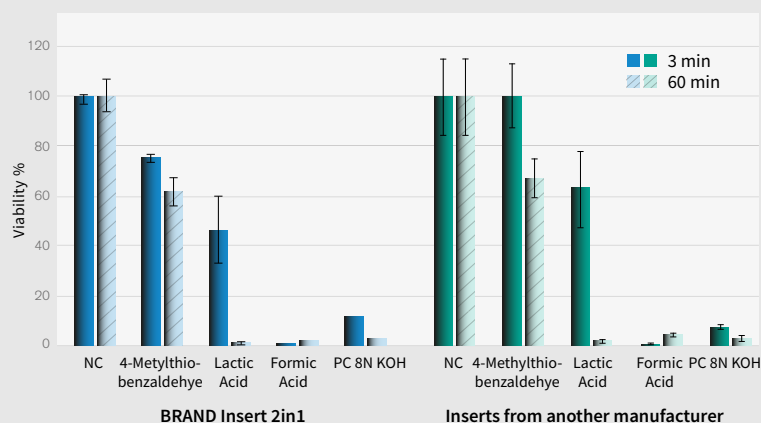


Figure 3: Comparison of corrosive potential of different chemicals. NC, negative control; PC, positive control. Data show mean viability of 3 RhE per condition with standard deviation. Viability was determined by MTT assay. Optical density of isopropanol extracted formazan was measured in microplate spectrophotometer at 540 -570 nm.

The presented data show that the BRAND Insert 2in1 with PC membrane and a pore size of 0.4  $\mu\text{m}$  supports the differentiation of normal human keratinocytes to a stratified epidermis model. Tissue models from the two inserts predicted 4-(Methylthio)-benzaldehyde as non corrosive chemical because viability is not reduced by 50 % after 3 min and 60 min of exposure when compared to NC. Formic acid is predicted to be corrosive because viability of tissue models from both inserts is reduced by more than 50% and more than 85% after exposure for 3 min and 60 min, respectively. Lactic acid is a corrosive substance of subcategory 1B/1C, which is shown by a viability higher than 50 % after 3 min and lower than 15 % after 60 min exposure, respectively. The not significant difference to the 50 % threshold within the 3 min exposure with the BRAND insert may be due to the small number of measurements.

## Accessories

Lids

Cover mats

Sealing films




### Lids for 96-well standard plates

For BRANDplates® microplates Cat. No.:

781600-08, 781660-68, 781720-29, 781780-82, 781840-42, 781900-02, 781960-68, 782022-28, 782082

| Condensation rings | Height | Sterile | Pack of                        | Cat. No. |
|--------------------|--------|---------|--------------------------------|----------|
| yes                | 8 mm   | -       | 100 pieces (20 bags of 5 lids) | 782150   |
| no                 | 8 mm   | -       | 100 pieces (20 bags of 5 lids) | 782151   |



### Lids for black and white 96-well plates with transparent bottom

For BRANDplates® microplates Cat. No.:

781610-11, 781670-71, 781731, 781910-11, 781970-75, 782030-35, 782090-95

| Condensation rings | Height | Sterile | Pack of                        | Cat. No. |
|--------------------|--------|---------|--------------------------------|----------|
| yes                | 9 mm   | -       | 100 pieces (20 bags of 5 lids) | 782155   |



### Lids for all 384-well plates

For BRANDplates® microplates Cat. No.:

781620-27, 781680-87, 781740-42, 781980-89

| Condensation rings | Height | Sterile | Pack of                       | Cat. No. |
|--------------------|--------|---------|-------------------------------|----------|
| no                 | 4.5 mm | -       | 50 pieces (5 bags of 10 lids) | 782152   |



### Lids for all 1536-well plates

For BRANDplates® microplates Cat. No.:

781640-42, 781700-02, 782000-02

| Condensation rings | Height | Sterile | Pack of                       | Cat. No. |
|--------------------|--------|---------|-------------------------------|----------|
| no                 | 5.5 mm | -       | 50 pieces (5 bags of 10 lids) | 782153   |



### Cover mats

Cover mats reduce the maximum volume of wells.


Adhesive sealing films and polystyrene lids can also be used.

| Description                | Material | Pack of   | Cat. No. |
|----------------------------|----------|-----------|----------|
| for 0.3 ml 384-well plates | Silicone | 50 pieces | 701357   |

## Sealing films, self-adhesive


### Automation

Easy to pierce with pipette tips.  
Temperature range -40 °C to +90 °C. Single films.



PE top, underside PP with adhesive. Inert, chemically resistant.  
Packs of 50 sheets.

Cat. No. 701370



Vinyl, acrylic adhesive.  
Repeatably pierceable with pipette tips.  
Packs of 100 sheets.

Cat. No. 701374


### Fluorescence and luminescence measurement

Temperature range -40 °C +80 °C.  
Single films.



**For fluorescence measurement**  
Vinyl, black.  
Light-absorbent.  
Packs of 50 sheets.

Cat. No. 701371




**For luminescence measurement**  
Vinyl, white.  
Reflective.  
Packs of 50 sheets.

Cat. No. 701372

### Cell and tissue culture

Rayon. Gas-permeable. Temperature range -20 °C to +80 °C.  
Single films.



**Non-sterile**  
pack of 100 sheets

Cat. No. 701364

**Sterile**  
pack of 50 sheets

Cat. No. 701365



More sealing films,  
see chapter II, page 116.

### Comparison of sealing options for BRANDplates® microplates

|                                      | Evaporation protection | Transparency | Handling | Price |
|--------------------------------------|------------------------|--------------|----------|-------|
| BRANDplates® lid                     | +                      | ++           | +++      | +++   |
| Self-adhesive sealing film           | ++                     | ++           | ++       | ++    |
| Pressure sensitive sealing film      | +++                    | +++          | +++      | +     |
| Gas-permeable sealing film           | +                      | -            | ++       | ++    |
| Sealing film for automation          | +                      | -            | ++       | ++    |
| Vinyl sealing film (black and white) | ++                     | -            | ++       | ++    |



## PCR & qPCR

The Polymerase Chain Reaction (PCR) is an enzyme-based process for duplicating DNA in vitro. PCR is considered a standard method in almost all life science laboratories. The process is used in a wide variety of applications, such as DNA cloning, diagnosing genetic disorders or infectious diseases, functional gene analysis, paternity tests, and forensic analysis.

PCR is becoming increasingly important as our society ages, chronic illness increases, personalized medicine develops and as our understanding of disease diagnoses grows.

Because of this, new and even more sensitive versions are being developed all the time. Quantitative PCR (qPCR) which provides insight into the amount of amplified DNA is quickly gaining favor. BRAND offers cleanroom quality PCR consumables for sophisticated PCR and qPCR applications where quality and purity are key. Live monitoring of our validated, ISO class 8 cleanroom and a high degree of automation ensure the purity of PCR products from BRAND. Independent test laboratories accredited in accordance with ISO 17 025 inspect our PCR products for the absence of DNA, DNase, RNase and endotoxins/pyrogens.



# Chapter II

## PCR & qPCR work areas

Sample preparation

PCR testing


Assaying and sample storage




5.1 Microtubes  
page 89




6.1 Single PCR tubes  
page 94



6.2 PCR strips  
page 97



8.1 PCR cap strips  
page 113



8.2 Sealing films  
page 116



7.1 24-well | 48-well plates  
page 102



7.2 96-well plates  
page 104



7.3 384-well plates  
page 109



## 5. Sample preparation

PCR offers outstanding flexibility and variability. In addition to different PCR versions, users can individually select their primers and polymerase. DNA or RNA serves as the starting material for the PCR. There are many different options for the isolation of DNA/RNA from the available samples. Precise test planning, clean DNA/RNA isolation, and correct preparation and creation of the master mix, are essential for a successful PCR.

In addition to the purity and high quality of the consumable materials used, how materials are handled also plays an important role. The PCR reagents used are expensive and must always be properly stored and protected while work is being carried out.

BRAND offers a wide variety of PCR-suitable microtubes with cleanliness suitable for reliable and fast sample preparation. Cleanroom production and strict quality controls ensure appropriate security and reliability.




## 5.1 PCR-suitable microtubes



- ✓ Lid membrane highly transparent and easy to pierce
- ✓ Tight-sealing, easy to open cap
- ✓ High-purity polypropylene free from RNase, DNA and pyrogens ( acc. to LAL-test)

DNA isolation and preparation of the master mix are essential for a successful PCR, require the highest possible product cleanliness, good impermeability, and the option for use in high throughput analysis.

BRAND offers microtubes that fulfill all of the requirements for use in PCR, with certified free of RNase, DNA and endotoxins.



### Applications

- + DNA and RNA isolation
- + DNA and RNA purification
- + Preparing a master mix
- + Sample dilution

### Features

- + Made of pure polypropylene
- + Tight-sealing cap
- + In sizes 0.5 ml, 1.5 ml and 2.0 ml
- + Highly transparent and consistent wall thickness

## User information

- When incubating at high temperatures, we recommend using microtubes with lid closure in order to prevent the vessels from bursting open.
- Microtubes with lid closure can be centrifuged up to 30,000 x g.

**Caution:** The relative centrifugal force (RCF) is dependent on the radius of the rotor and the speed (RPM) of the centrifuge!

### General conversion formula:

$$g = RCF = ((U/min)/1000)^2 \cdot r \cdot 1.118$$

- g-force** Gravitational acceleration
- RCF:** Relative centrifugal force (corresponds to the g-force)
- r:** Rotation radius
- U/min:** Rotor revolutions per minute (speed)



We advise against autoclaving microtubes. Autoclaving can be a source of contamination for disposable products.

### Advantages of PP

- **High resistance to chemicals:** microtubes can be used with DMSO and other aggressive chemicals.
- **Good temperature resistance:** Containers remain stable even at high temperatures; these products are generally autoclavable at 121 °C (2 bar), acc. DIN EN 285.
- **Minimal retention:** PCR tubes, microtubes and tips have no residual wetting and the material is biologically inert – no adhesion of biomolecules to the surfaces.



The microtubes are not recommended for long-term storage. We recommend using microtubes with screw cap (chapter III) or cryogenic tubes (chapter I).

## Accessories

### Microtube rack, PP

Numbered positions for 20 microtubes, 1.5 ml. Autoclavable at 121 °C (2 bar), acc. DIN EN 285. Pack of 1.

Cat. No. 7806 05



### Mini cooler, PC

Durable polycarbonate filled with non-toxic gel. Mini coolers hold twelve 0.5 ml to 2.0 ml tubes. Pack of 1.



| Bench temp. maintained | Time held | Color  | Cat. No. |
|------------------------|-----------|--------|----------|
| 0 °C                   | 60 min.   | red    | 114930   |
| -20 °C                 | 60 min.   | yellow | 114935   |
| -70 °C                 | 45 min.   | white  | 114940   |



Ordering information for BRAND liquid handling equipment is provided at [shop.brand.de](http://shop.brand.de)



### Microtube rack, PP

Stackable racks with alpha-numeric positions. Operating temperature -20 °C to +90 °C. Autoclavable at 121 °C (2 bar), acc. DIN EN 285. Density 1.2 g/cm<sup>3</sup>. Will not float in waterbath. Pack of 5.




| For Ø up to mm | Positions | white Cat. No. | blue Cat. No. | red Cat. No. |
|----------------|-----------|----------------|---------------|--------------|
| 11             | 8 x 16    | 4341050        | 4341051       | 4341052      |
| 13             | 6 x 14    | 4341000        | 4341001       | 4341002      |

## Technical information & Ordering data

### Microtubes with lid

- Sterile and free from DNA, RNase, pyrogens and ATP
- Graduation for approximate volume determination
- Tight-sealing, easy to open lid



Information on the different quality levels is provided on page 5.

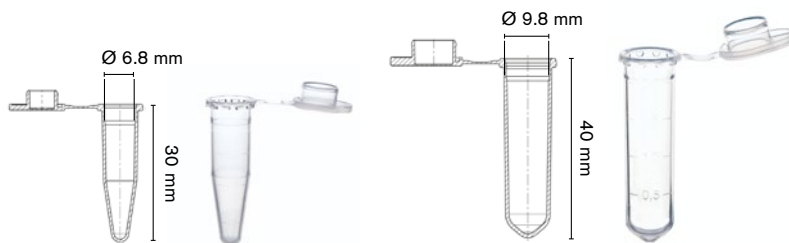


### Microtubes with lid

|                               |  |
|-------------------------------|--|
| <b>Volume</b>                 | <b>1.5 ml</b>                                |
| Lid membrane Ø [mm]           | 8.5  |
| Lid membr. thickness [mm]     | 0.3  |
| Outer-Ø [mm]                  | 10.75  |
| Height with closed lid [mm]   | 40.8   |
| RCF max. (at 20 °C, t 20 min) | 20,000                                       |
| Pack of                       | 450 pieces<br>(30 blister packs of 15 tubes) |
| <b>Cat. No.</b>               | <b>780400</b>                                |

### Microtubes with lid

- Free from PCR inhibitors
- Perfect lid seal to protect against evaporation
- High transparency, with easy to pierce lid membrane



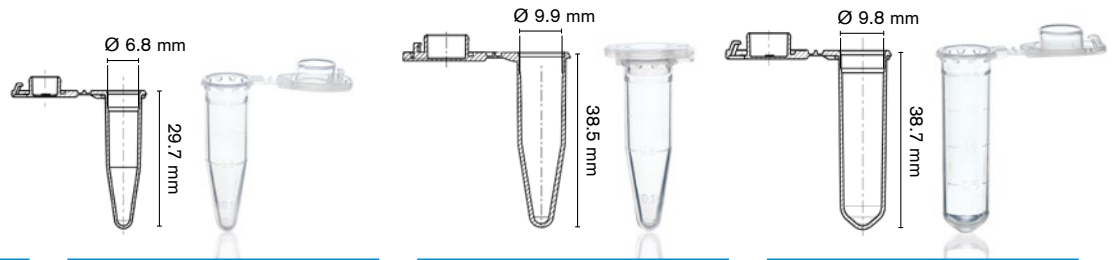
### Microtubes with lid

|                               |               |               |
|-------------------------------|---------------|---------------|
| <b>Volume</b>                 | <b>0.5 ml</b> | <b>2.0 ml</b> |
| Lid membr. thickness [mm]     | 0.3           | 0.3           |
| Outer-Ø [mm]                  | 7.9           | 10.7          |
| Height with closed lid [mm]   | 31.4          | 41.15         |
| RCF max. (at 20 °C, t 20 min) | 10,000        | 20,000        |
| Pack of                       | 500 pieces    | 500 pieces    |
| <b>Cat. No.</b>               | <b>780507</b> | <b>780550</b> |



### Microtubes with lid closure

- Enhanced lid closure protects against accidental opening while heating samples
- Free from PCR inhibitors
- Can be centrifuged up to 30,000 x g



#### Microtubes with lid closure

| Volumen                       | 0.5 ml     | 1.5 ml      | 2.0 ml     |
|-------------------------------|------------|-------------|------------|
| Lid membrane thickness [mm]   | 0.3        | 0.4         | 0.45       |
| Outer-Ø [mm]                  | 10.0       | 12.8        | 12.8       |
| Height with closed lid [mm]   | 30.0       | 38.8        | 40.0       |
| RCF max. (at 20 °C, t 20 min) | 30,000     | 30,000      | 30,000     |
| Pack of                       | 500 pieces | 1000 pieces | 500 pieces |
| Cat. No.                      | 780536     | 780540      | 780546     |

The lid closure protects against accidentally opening the cap



The wide lip on the cap allows for one-handed handling





## 6. PCR tubes for small and medium sample throughput

When establishing a PCR, users must select the right primer, reagents, optimal annealing temperatures, and the ideal duration for each PCR step.

The optimal method is important to ensure the PCR reaction is stable and that no complications occur later in the routine process. A large number of preliminary tests are required to check the influence of different parameters on the individual PCR.

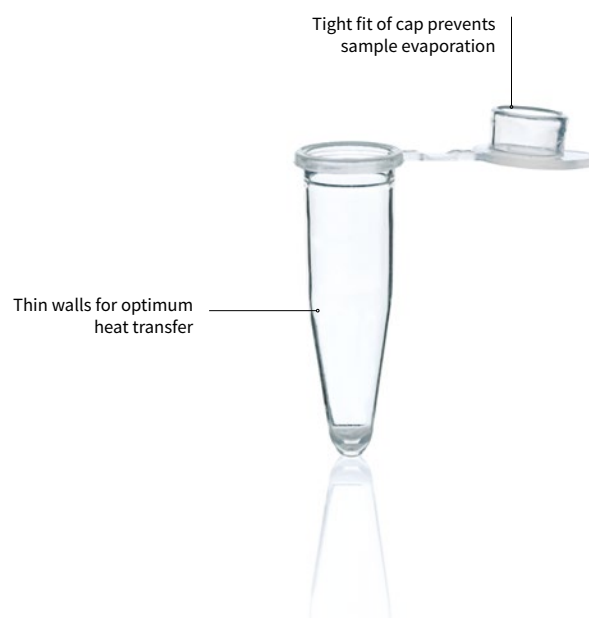
BRAND offers a broad spectrum of single PCR tubes and PCR strips. Our product range allows users to optimize their methods and work economically, even with a small number of samples. Users can also process samples in parallel without accidental mix-ups thanks to the different color options.

## 6.1 Single PCR tubes



- ✓ Thin walls for rapid heat transfer
- ✓ Tightly closing covers protect samples against evaporation
- ✓ Colors available for easy identification of samples

Single PCR tubes from BRAND with volumes of 0.2 and 0.5 ml are the efficient solution for small and medium sample throughput. The extra thin-walled tubes ensure optimum heat transfer during PCR for shorter cycle times over a wide range of temperatures. To prevent sample losses from heating, the caps reliably seal the vessels with their tight fit. This ensures quality and repeatable results even with small sample volumes. At the same time, the caps can be opened and closed with ease. Tubes are available in several colors, allowing easy visual sample tracking.



### Applications

- + Tests with small sample sizes
- + Testing different primer variants
- + Establishing a method
- + Inspecting reagents

### Features

- + Made of pure polypropylene
- + Tight-sealing cap
- + In sizes 0.2 and 0.5 ml and colors transparent, rose, yellow, green and blue
- + Suitable for all standard thermal cyclers

## User information

If the PCR tubes become deformed, check whether the closing pressure for the thermocycler lid is too great or whether it is distributed unevenly over the PCR tube: Most cyclers manufacturers recommend placing empty tubes with the same type of cap (domed or flat) into the corners of the thermoblocks as “buffers,” in order to distribute the force over multiple tubes when there is only a small numbers of samples.

We advise against autoclaving PCR products. Autoclaving can be a source of contamination for disposable products.



**In addition to setting up PCR reactions, tubes are suitable for:**

- setting up a restriction digest or ligation
- aliquoting and short-term storage between 4 °C and 25 °C

**PCR tubes should not be used:**

- to store samples for an indefinite period of time
- to store samples and aliquots down to -20 °C

### qPCR products from BRAND

#### PCR tubes:

Tubes with highly transparent caps for sensitive detection of fluorescence signals

#### PCR plates:

Plates that fit in quantitative Real-Time thermal cyclers, also available in white

#### PCR seals:

Seals, highly transparent for sensitive detection of fluorescence signals

## Accessories

Ordering information for BRAND liquid handling equipment is available at [shop.brand.de](http://shop.brand.de)



### Mini cooler, PC

Mini coolers are designed to protect a wide range of solutions (enzymes, DNA, RNA, cell suspensions) by helping to maintain freezer temperatures on the lab bench. Durable polycarbonate filled with non-toxic gel. Mini coolers hold twelve 0.5 ml to 2.0 ml tubes. Pack of 1.



| Bench temp. maintained | Time held | Color  | Cat. No. |
|------------------------|-----------|--------|----------|
| 0 °C                   | 60 min.   | red    | 114930   |
| -20 °C                 | 60 min.   | yellow | 114935   |
| -70 °C                 | 45 min.   | white  | 114940   |

### PCR box/rack, PP

Assorted colors (red, yellow, green, purple, blue). Suitable for sample preparation, for keeping and storing 0.2 ml single tubes, 8-strips, and 12-strips, and 96-well PCR plates. These racks can also be stacked without lids. Withstand temperatures from -80 to +121 °C. Pack of 5.



Cat. No. 781362

### Mini cooler PCR, PP

With transparent lid. For protecting samples from warming. The mini PCR cooler keeps samples at 4 °C for approximately 3 hours. The insulating gel changes from violet to pink at 7 °C. Suitable for 0.2 ml single tubes, 8-strips, and 12-strips, as well as 96-well PCR plates. Pack of 2.



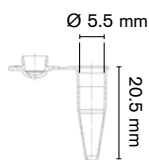
Cat. No. 781260

## Technical information & Ordering data


### Single PCR tubes with flat or domed cap

- Perfect cap seal to protect against evaporation
- Easy to open and close
- Various colors allow fast sample identification
- Fits all commonly used thermocyclers with a heated lid

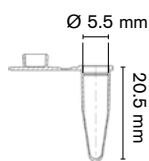
0.2 ml PCR tube with attached domed cap



|                 |                     |
|-----------------|---------------------|
| <b>Color</b>    | transparent         |
| Inner Ø [mm]    | 5.5                 |
| Height [mm]     | 20.5                |
| Pack of         | 1000 pieces (1 bag) |
| <b>Cat. No.</b> | <b>781300</b>       |

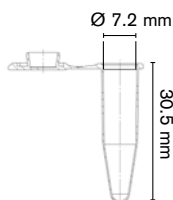


0.2 ml PCR tube with attached flat cap



|                 |                             |                             |                             |                             |                             |
|-----------------|-----------------------------|-----------------------------|-----------------------------|-----------------------------|-----------------------------|
| <b>Color</b>    | transparent                 | rose                        | yellow                      | green                       | blue                        |
| Inner Ø [mm]    | 5.5                         | 5.5                         | 5.5                         | 5.5                         | 5.5                         |
| Height [mm]     | 20.5                        | 20.5                        | 20.5                        | 20.5                        | 20.5                        |
| Pack of         | 1000 pieces (2 bags of 500) | 1000 pieces (2 bags of 500) | 1000 pieces (2 bags of 500) | 1000 pieces (2 bags of 500) | 1000 pieces (2 bags of 500) |
| <b>Cat. No.</b> | <b>781305</b>               | <b>781301</b>               | <b>781302</b>               | <b>781303</b>               | <b>781304</b>               |

0.5 ml PCR tube with attached flat cap



|                 |                             |                             |                             |                             |                             |
|-----------------|-----------------------------|-----------------------------|-----------------------------|-----------------------------|-----------------------------|
| <b>Color</b>    | transparent                 | rose                        | yellow                      | green                       | blue                        |
| Inner Ø [mm]    | 7.2                         | 7.2                         | 7.2                         | 7.2                         | 7.2                         |
| Height [mm]     | 30.5                        | 30.5                        | 30.5                        | 30.5                        | 30.5                        |
| Pack of         | 1000 pieces (2 bags of 500) | 1000 pieces (2 bags of 500) | 1000 pieces (2 bags of 500) | 1000 pieces (2 bags of 500) | 1000 pieces (2 bags of 500) |
| <b>Cat. No.</b> | <b>781310</b>               | <b>781311</b>               | <b>781312</b>               | <b>781313</b>               | <b>781314</b>               |




## 6.2 PCR strips



- ✓ High flexibility with a wide range of cap types and film strips
- ✓ Reduced evaporation losses thanks to tightly closing cap strips
- ✓ Rapid heat transfer through thin vessel walls

PCR 8- and 12-tube strips offer a flexible solution for your PCR or qPCR with medium sample volumes. The choice is yours: domed caps for extra sealing pressure via the lid of the thermal cycler, or flat caps required for qPCR. Attached cap strips can be easily opened and closed with one hand, while separate cap and film strips are especially suitable for automation, as they will not obstruct robotics.

All variants seal the vessels reliably, effectively protecting your samples from evaporation and contamination. BRAND's cleanroom quality ensures that the strips are free of DNase, DNA, RNase, and pyrogens by producing them under controlled cleanroom conditions. This ensures reliable and reproducible results.



### Applications

- + Tests using small sample sizes
- + Routine applications with triple repetition and appropriate negative controls
- + Single real-time tests

### Features

- + Made of pure polypropylene with flat or domed caps
- + Available in low or standard profiles
- + Available in various colors for sample identification or white for optimized qPCR
- + Strips with three connectors for increased rigidity

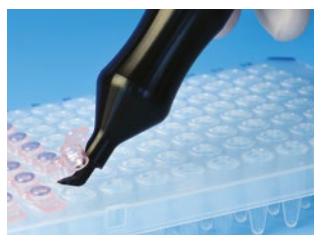
## User information

- PCR strips with a connector offer good flexibility. The strips can be cut easily using scissors or by twisting them for individual adjustment.
- For applications using strips with increased rigidity, we recommend using tubes with three braces. These cannot be easily divided, but offer maximum security thanks to improved stability.
- Side grip tabs and attachments on the individual caps allow for easy opening and contamination-free handling.
- Strips with attached individual lids offer improved protection against contamination and reduce the danger of mix-ups.

We advise against autoclaving PCR products. Autoclaving can be a source of contamination for disposable products.

White PCR products by BRAND yield significantly better results in qPCR than transparent vessels. In combination with the smooth surfaces, the white color ensures optimal reflexion of the fluorescence signals.

## Accessories



### Cap Tool

For reliable sealing and opening of cover caps. Handy and lightweight material for fatigue-free operation. Pack of 1.

Cat. No.

781419



Ordering information for BRAND liquid handling equipment is available at [shop.brand.de](http://shop.brand.de)



### PCR box/rack, PP

Assorted colors (red, yellow, green, purple, blue). Suitable for sample preparation, for keeping and storing 0.2 ml single tubes, 8-strips, and 12-strips, and 96-well PCR plates. These racks can also be stacked without lids. Withstand temperatures from -80 to +121 °C. Pack of 5.

Cat. No.

781362



### Mini cooler PCR, PP

With transparent lid. For protecting samples from warming. The mini PCR cooler keeps samples at 4 °C for approximately 3 hours. The insulating gel changes from violet to pink at 7 °C. Suitable for 0.2 ml single tubes, 8-strips, and 12-strips, as well as 96-well PCR plates. Pack of 2.

Cat. No.

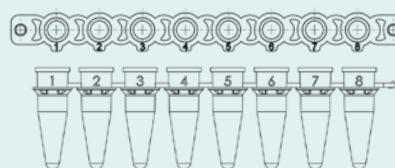
781260



## Technical information & Ordering data

### PCR strips with detached cap strips

- Domed or flat cap strips for a perfect seal
- Contamination-free opening with grip tabs on the end and side of each cap
- Numbered wells for clear identification



### PCR 8-tube strips



| Color       | transparent | rose       | yellow     | green      | blue       | white      |
|-------------|-------------|------------|------------|------------|------------|------------|
| Volume [ml] | 0.2         | 0.2        | 0.2        | 0.2        | 0.2        | 0.2        |
| Pack of     | 125 pieces  | 125 pieces | 125 pieces | 125 pieces | 125 pieces | 125 pieces |
| Cat. No.    | 781320      | 781321     | 781322     | 781323     | 781324     | 781325     |

### PCR 8-cap strips



| Color    | transparent | rose       | yellow     | green      | blue       | transparent |
|----------|-------------|------------|------------|------------|------------|-------------|
| Cap      | domed       | domed      | domed      | domed      | domed      | flat        |
| Pack of  | 125 pieces  | 125 pieces | 125 pieces | 125 pieces | 125 pieces | 125 pieces  |
| Cat. No. | 781340      | 781341     | 781342     | 781343     | 781344     | 781334      |

### Large pack: PCR 8-tube strips and 8-cap strips

| Color       | transparent  | transparent  |
|-------------|--|--|
| Volume [ml] | 0.2  | 0.2  |
| Cap         | domed  | flat   |
| Pack of     | 250 pieces each<br>(8-tube strips and<br>8-cap strips) | 250 pieces each<br>(8-tube strips and<br>8-cap strips) |
| Cat. No.    | 781327   | 781326   |



### PCR 12-tube strips

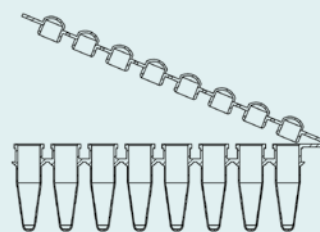
| Color       | transparent |
|-------------|-------------|
| Volume [ml] | 0.2         |
| Pack of     | 80 pieces   |
| Cat. No.    | 781280      |

### PCR 12-cap strips

| Color    | transparent |
|----------|-------------|
| Cap      | domed       |
| Pack of  | 80 pieces   |
| Cat. No. | 781290      |

### PCR strips with attached cap strips

- Attached cap strips with domed caps for one-handed operation
- Contamination-free opening thanks to grip tab on the end
- Thin-walled wells for good temperature transmission



#### PCR 8-tube strips with attached cap strips

|             |             |
|-------------|-------------|
| Color       | transparent |
| Volume [ml] | 0.2         |
| Cap         | domed       |
| Pack of     | 125 pieces  |
| Cat. No.    | 781330*     |

\* Manufacturing under controlled room conditions



Information on the different quality levels is provided on page 5.

### PCR strips with attached individual caps

- Highly transparent, flat caps for qPCR applications
- Easy to separate 8-piece strips with 1 connector for maximum flexibility
- Highly stable 8-piece strips with 3 connectors for extremely secure handling
- Standard profile and low profile for reduced volumes



#### PCR 8-tube strips with single connector

| Profile     | standard                             | low profile                          |
|-------------|--------------------------------------|--------------------------------------|
| Volume [ml] | 0.2                                  | 0.15                                 |
| Color       | transparent                          | transparent                          |
| Pack of     | 120 pieces<br>(10 bags of 12 strips) | 120 pieces<br>(10 bags of 12 strips) |
| Cat. No.    | 781332                               | 781333                               |



#### PCR 8-tube strips with three connectors

| Profile     | standard                             | standard                             | low profile                          | low profile                          |
|-------------|--------------------------------------|--------------------------------------|--------------------------------------|--------------------------------------|
| Volume [ml] | 0.2                                  | 0.2                                  | 0.15                                 | 0.15                                 |
| Color       | transparent                          | white                                | transparent                          | white                                |
| Pack of     | 120 pieces<br>(10 bags of 12 strips) | 120 pieces<br>(10 bags of 12 strips) | 120 pieces<br>(10 bags of 12 strips) | 120 pieces<br>(10 bags of 12 strips) |
| Cat. No.    | 781315                               | 781316                               | 781318                               | 781317                               |






## 7. PCR plates for medium and high sample throughput

As new PCR methods become established all the time, the number of different tests completed is also growing. PCR is considered a standard process in many fields. In addition to processes with medium sample throughput, high throughput applications are becoming more and more common in order to save time and costs. Easy and secure handling is essential for managing growing sample quantities. Users are working to optimize processes and reduce the consumption of materials and reagents.

BRAND offers ideal consumable materials for high throughput analysis, thanks to its wide-ranging product portfolio of PCR plates. Extra thin walls, smooth surfaces to avoid sample loss due to interaction with the material, and different colors and shapes are ideal for use in a broad spectrum of applications and equipment. Their standardized ANSI/SLAS format allows them to be used in all commonly available cyclers.

## 7.1 24-well | 48-well PCR plates



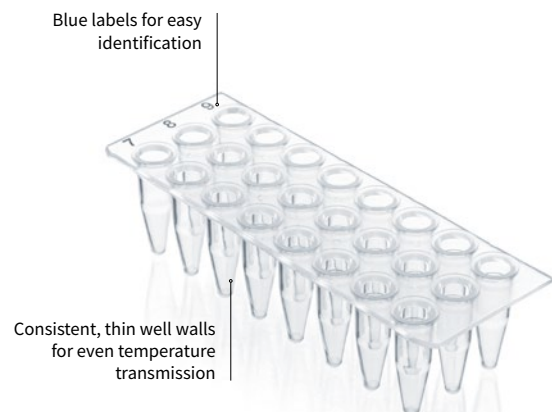
q!PCR

- ✓ Compact format fits all common thermal cyclers
- ✓ Raised well edges protect against cross-contamination
- ✓ Rapid heat transfer through thin vessel walls

With 24- and 48-well PCR plates, you can handle medium sample volumes with ease. The compact format works with all common thermal cyclers and provides easy handling compared to strips or single tubes.

To avoid cross-contamination from well to well, the edges of the wells are slightly raised so that you always obtain reliable results. Thin vessel walls ensure rapid temperature transfer for short cycle times.

The cleanroom quality of PCR consumables from BRAND guarantees reliable results.



### Applications

- + Tests using medium sample sizes
- + Testing different primer variants
- + Small sample throughput with a large number of repetitions

### Features

- + Made of pure polypropylene
- + Extra-thin walls for fast temperature transmission
- + Tight sealing with cap strips and film strips
- + Compatible with all commonly available cyclers
- + For use with multichannel pipettes

## User information

- The plates allow for work even with small sample throughput thanks to their compact design. This provides the perfect balance between efficiency and ease of handling.
- Unique alphanumeric codes prevent mix-ups.
- The plates can be sealed using cap strips or sealing film strips. Closing individual rows reduces the risk of mix-ups and contamination.
- To ensure an optimal plate format with a small number of samples, non-skirted PCR plates can be cut using regular scissors.

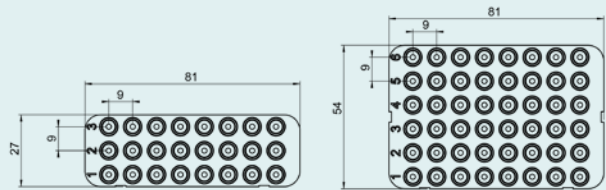


We advise against autoclaving PCR products. Autoclaving can be a source of contamination for disposable products.

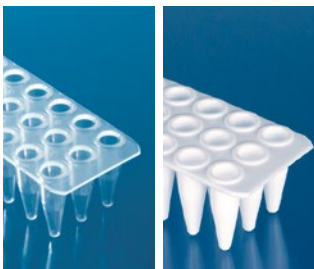
## Technical information & Ordering data

### 24-well and 48-well plates, non-skirted

- Compact standard format fits all commonly used thermocyclers with a heated lid
- Free from DNA, RNase, pyrogens and PCR inhibitors
- Easy to seal with 8-cap strips or sealing film strips

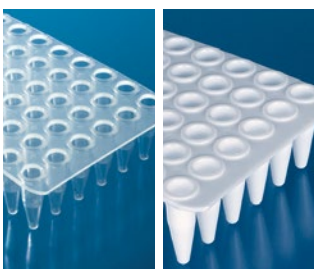


### 24-well, non-skirted, standard profile




| Type        | standard                        | standard                        |
|-------------|---------------------------------|---------------------------------|
| Well rim    | not elevated                    | not elevated                    |
| Color       | transparent                     | white                           |
| Volume [ml] | 0.2                             | 0.2                             |
| Pack of     | 40 pieces<br>(5 plates per bag) | 40 pieces<br>(5 plates per bag) |
| Cat. No.    | 781411                          | 781412                          |

### 48-well, non-skirted, standard profile



| Type        | standard                        | standard                        |
|-------------|---------------------------------|---------------------------------|
| Well rim    | not elevated                    | not elevated                    |
| Color       | transparent                     | white                           |
| Volume [ml] | 0.2                             | 0.2                             |
| Pack of     | 40 pieces<br>(5 plates per bag) | 40 pieces<br>(5 plates per bag) |
| Cat. No.    | 781415                          | 781416                          |

## 7.2 96-well PCR plates

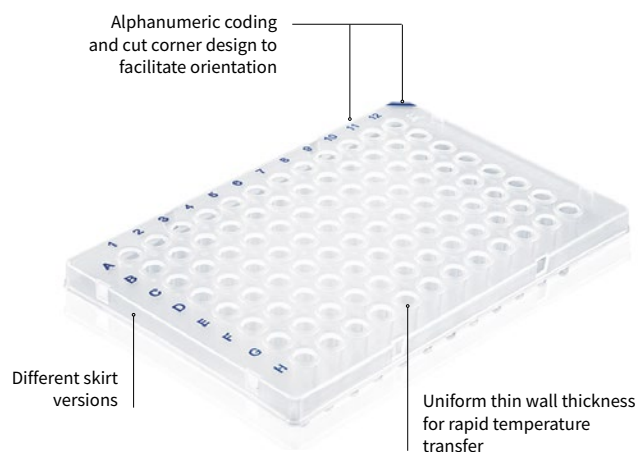


- ✓ Rapid heat transfer through thin vessel walls
- ✓ Suitable for all standard thermal cyclers
- ✓ Tightly sealable to protect against evaporation and contamination

For medium and high sample throughput, 96-well plates from BRAND are the efficient solution for PCR and qPCR, and can be conveniently filled using multichannel pipettes or pipetting robots.

The uniform and thin wall thicknesses of the wells ensure rapid transfer of the temperature from the cycler to the sample, thus reducing cycle times.

A number of skirt choices ensures a good fit in common thermal cyclers for efficient heat transfer. For qPCR, white plates are available that optimally reflect the fluorescence signals.



### Applications

- + Use for high throughput analyses
- + Use in automated process sequences
- + Method testing with 2D gradient PCR
- + PCR arrays

### Features

- + Made of PP in low profile or standard profile
- + Available with different skirt options and in white or transparent
- + Elevated well rim available to prevent well to well contamination
- + Smooth interior surfaces for minimal interactions



## User information

- To achieve accurate and consistent results throughout the entire plate, the plates must fit the cycler exactly. The plates must be tightly sealed to prevent evaporation.
- The right profile and skirt version must be selected depending on the cycler used.

### Which plate is right for my application?

With the large number of plates and cyclers available on the market, it can be difficult to choose. However, you should primarily choose your plate based on the cycler you are using. The compatibility table provides an overview of tested combinations, which can help you quickly find the right plate for your cycler:



We advise against autoclaving PCR products. Autoclaving can be a source of contamination for disposable products.

### Standard or low profile?

- Standard profile: These tubes fit into most classic thermocyclers, real-time PCR detection systems and sequencers.
- Low profile: The reduced air space above the PCR solution reduces evaporation. This ensures reaction conditions remain more constant during thermocycling than in standard profile tubes, particularly for low volumes of solution ( $\geq 20 \mu\text{l}$ ). At the same time, these tubes also offer advantages in terms of light transmission during fluorescence assays, low volume, and fast PCR applications.

Semi-skirted and skirted PCR plates can be tagged with a barcode:



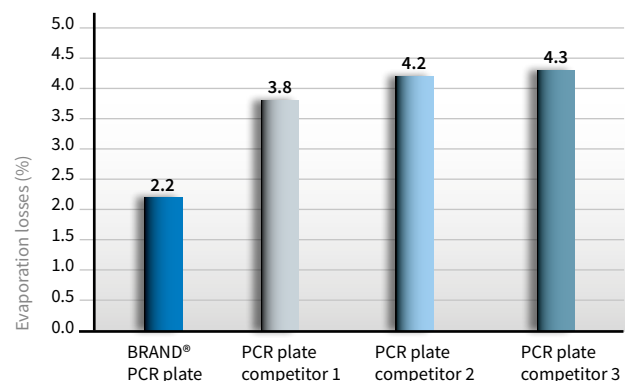
## Application Note

### Improved sealing surface of PCR plates from BRAND to support reliable evaporation protection

Author: BRAND GMBH + CO KG

The selection of proper material and surface finishing have an important influence on the sealing properties of PCR plates. It's not only important to select quality sealing films, but considering PCR plate design also can improve results for sample recovery during PCR. Design features such as a planar surface, and uniform plate and well thickness are essential for proper sealing and to the minimization of evaporative losses. In addition, the improved adhesion of sealing films support sample preservation. This technical note compares the attachment qualities of the Real-Time PCR sealing film (#781391) with corresponding PCR plates from several manufacturers and having different physical characteristics.


Evaporation losses of different PCR plates during PCR, sealed with adhesive sealing film:




## Technical information & Ordering data

### 96-well plate, non-skirted

- Maximum variability in cyclers selection
- Good plate stability thanks to a reinforced base plate
- Quick sample identification with alphanumeric codes in contrasting colors



### 96-well, non-skirted, low profile



| Type            | low profile                     | low profile                     |
|-----------------|---------------------------------|---------------------------------|
| Well rim        | not elevated                    | not elevated                    |
| Color           | transparent                     | white                           |
| Volume [ml]     | 0.15                            | 0.15                            |
| Cut corner      | H12                             | H12                             |
| Pack of         | 50 pieces<br>(5 plates per bag) | 50 pieces<br>(5 plates per bag) |
| <b>Cat. No.</b> | <b>781366</b>                   | <b>781367</b>                   |

### 96-well, non-skirted, standard profile



| Type            | standard                        | standard                        |
|-----------------|---------------------------------|---------------------------------|
| Well rim        | not elevated                    | not elevated                    |
| Color           | transparent                     | white                           |
| Volume [ml]     | 0.2                             | 0.2                             |
| Cut corner      | A12                             | A12                             |
| Pack of         | 50 pieces<br>(5 plates per bag) | 50 pieces<br>(5 plates per bag) |
| <b>Cat. No.</b> | <b>781368</b>                   | <b>781369</b>                   |


### 96-well, non-skirted, standard profile, elevated rim



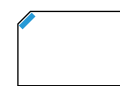
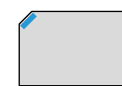
| Type            | standard                        | standard                        |
|-----------------|---------------------------------|---------------------------------|
| Well rim        | elevated                        | elevated                        |
| Color           | transparent                     | white                           |
| Volume [ml]     | 0.2                             | 0.2                             |
| Cut corner      | H12                             | H12                             |
| Pack of         | 50 pieces<br>(5 plates per bag) | 50 pieces<br>(5 plates per bag) |
| <b>Cat. No.</b> | <b>781350</b>                   | <b>781354</b>                   |

## 96-well plates, semi-skirted

- Reliable sample identification with colored alphanumeric codes
- Semi-skirted plates are suitable for labeling or applying a bar code
- Optimized surface texture for reliable closure with self-adhesive sealing film



### 96-well, semi-skirted, low profile




| Type        | low profile                     | low profile                     |
|-------------|---------------------------------|---------------------------------|
| Well rim    | not elevated                    | not elevated                    |
| Skirt       | standard                        | standard                        |
| Color       | transparent                     | white                           |
| Volume [ml] | 0.15                            | 0.15                            |
| Cut corner  | A12                             | A12                             |
| Pack of     | 50 pieces<br>(5 plates per bag) | 50 pieces<br>(5 plates per bag) |
| Cat. No.    | 781371                          | 781372                          |



| low profile                     | low profile                     |
|---------------------------------|---------------------------------|
| not elevated                    | not elevated                    |
| raised                          | raised                          |
| transparent                     | white                           |
| 0.15                            | 0.15                            |
| A1                              | A1                              |
| 50 pieces<br>(5 plates per bag) | 50 pieces<br>(5 plates per bag) |
| 781373                          | 781374                          |

### 96-well, semi-skirted, standard profile



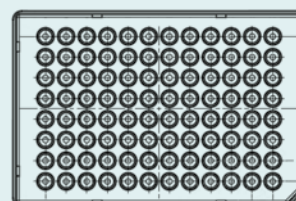
| Type        | standard                        | standard                        |
|-------------|---------------------------------|---------------------------------|
| Well rim    | not elevated                    | not elevated                    |
| Skirt       | standard                        | standard                        |
| Color       | transparent                     | white                           |
| Volume [ml] | 0.2                             | 0.2                             |
| Cut corner  | A12                             | A12                             |
| Pack of     | 50 pieces<br>(5 plates per bag) | 50 pieces<br>(5 plates per bag) |
| Cat. No.    | 781375                          | 781376                          |




| standard                        | standard                        |
|---------------------------------|---------------------------------|
| elevated                        | elevated                        |
| standard                        | standard                        |
| transparent                     | white                           |
| 0.2                             | 0.2                             |
| H12                             | H12                             |
| 50 pieces<br>(5 plates per bag) | 50 pieces<br>(5 plates per bag) |
| 781400                          | 781357                          |



## 96-well plates, semi-skirted, for Roche LightCycler 480

- White PCR plate optimized for qPCR use in the Roche LightCycler 480
- Semi-skirted plates are suitable for labeling or applying a bar code



### 96-well, semi-skirted, low profile




| Type        | low profile   | low profile   |
|-------------|---|---|
| Color       | white  | white  |
| Volume [ml] | 0.15  | 0.15  |
| Cut corner  | H12   | H12   |
| Pack of     | 50 pieces<br>(5 plates per bag)   | 50 pieces +<br>50 films for qPCR<br>(781391)  |
| Cat. No.    | 781364  | 781365  |



### 96-well plates, skirted

- Especially rigid for secure handling with robots and automated pipetting systems
- Available with bar code
- Optimized surface texture for reliable closure with self-adhesive sealing film



#### 96-well, skirted, low profile



| Type        | low profile                      | low profile                      |
|-------------|----------------------------------|----------------------------------|
| Color       | transparent                      | white                            |
| Volume [ml] | 0.15                             | 0.15                             |
| Cut corner  | H1                               | H1                               |
| Pack of     | 50 pieces<br>(10 plates per bag) | 50 pieces<br>(10 plates per bag) |
| Cat. No.    | 781377                           | 781378                           |

Cap strips can also be used for sealing purposes:  
781413 (flat)  
781414 (domed)



## Application Note

### Characterisation of antibodies with BRAND PCR plates

Author: AG Arndt/ Krauss  
National Center for Tumor Diseases (NCT) Heidelberg  
Im Neuenheimer Feld 460  
69120 Heidelberg

As long as the laboratory has the correct primers available, colony PCR is a fast and established method to verify the gene of interest (GOI) within a colony-forming clone. Generally, it is sufficient to transfer a minimum number of cells from the colony into the PCR premix. However, these sensitive verification methods can be disrupted by low-quality PCR tubes and contamination by nucleic acids.

The application note “Characterization of antibodies with BRAND PCR plates” describes the use of this technique to identify clones that carry a desired GOI as an insert in the vector. Reactions occurred evenly throughout all of the wells of the BRAND 96-well PCR plate (#781375), allowing for unique identification of positive clones.

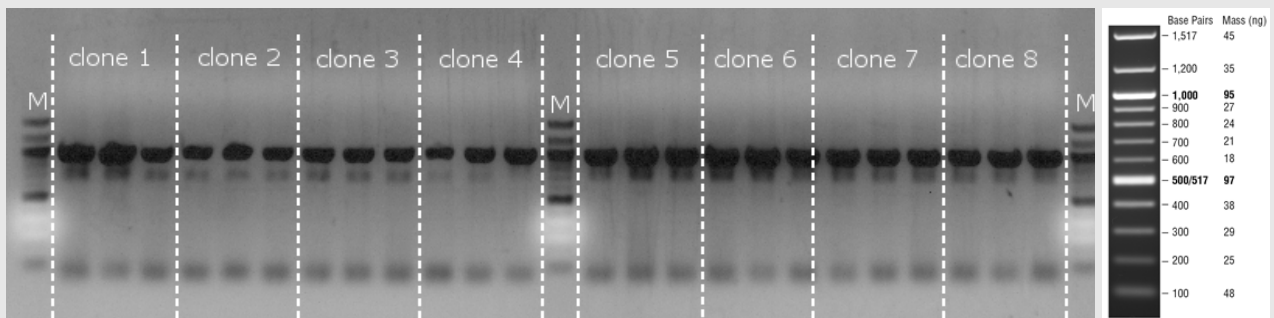



Image: Verification of the approx. 1kb insert in the vector of 8 transformed clones (E.coli).

## 7.3 384-well PCR plates

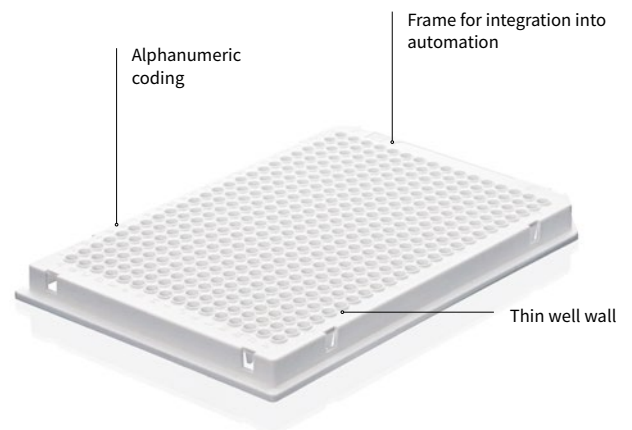


- ✓ For applications in automation and high-throughput analyses
- ✓ Rapid heat transfer through thin vessel walls
- ✓ Can be sealed reliably with self-adhesive sealing films

BRAND 384-well PCR plates are an economical solution for automated high-throughput analyses. The thin walls allow fast transmission of the temperature specified by the cycler, thus reducing cycle times.

The stable design of the plates makes them ideal for automation, as they can be gripped by robot systems without twisting.

To minimize evaporation with small sample volumes and to prevent contamination, seal the plates with the appropriate sealing film.



### Applications

- + High throughput analyses
- + Automated process sequences
- + PCR arrays

### Features

- + Made of PP in low profile
- + Compatible with most cyclers
- + 40 µl wells for use with sample volumes between 2 µl and 30 µl
- + Rigid edges for ideal hold in automated applications
- + Available with a bar code

### User information

To achieve good results throughout the entire plate, the plates must fit the cycler exactly. The plates must be tightly sealed to prevent evaporation. This is the only way to obtain reliable results.

**The right plate for your automated system:**

- Skirted plates allows the plate to be gripped with different gripper systems
- Rigid plates with reinforced covers provide increased stability
- All plates are low profile.




We advise against autoclaving PCR products. Autoclaving can be a source of contamination for disposable products.


## Technical information & Ordering data

### 384-well plates, skirted

- Transparent wells for optimal control
- Especially rigid for secure handling with robots and automated pipetting systems
- Labels and coding for easy identification



#### 384-well, skirted




| Type        | low profile                      | low profile                      |
|-------------|----------------------------------|----------------------------------|
| Color       | transparent                      | transparent                      |
| Volume [ml] | 0.03                             | 0.03                             |
| Cut corner  | A24, P24                         | A24                              |
| Pack of     | 50 pieces<br>(10 plates per bag) | 50 pieces<br>(10 plates per bag) |
| Cat. No.    | 781345                           | 781347*                          |

\* Manufacturing under controlled room conditions

### 384-well plates, skirted, for Roche Light Cycler

- White wells for better fluorescence measurement
- Optimal for Roche LightCycler 480 and comparable devices
- Labels and coding for easy identification



#### 384-well, skirted, for Roche Light Cycler



| Type        | low profile                      |
|-------------|----------------------------------|
| Color       | white                            |
| Volume [ml] | 0.03                             |
| Cut corner  | A24, P24                         |
| Pack of     | 50 pieces<br>(10 plates per bag) |
| Cat. No.    | 781358                           |

## Application Note


### Higher sensitivity of qPCR reactions with BRAND 384-well PCR plates

Author: BRAND GMBH + CO KG

#### Introduction

In many laboratories transcriptase quantitative PCR has become a standard technique to correlate phenotypic observations not only with altered protein expression data but also with quantitative changes. The quality of results obtained by RT-qPCR depends on several factors, including, but not limited to, adequate primers for reverse transcriptase and qPCR response, proper RNA sample preparation and well-defined reference genes. However, the best experimental design will give poor results if external factors like malfunction of thermocyclers and inadequate PCR-vessels disturb the reaction.

Here we show, for example, that signal amplification is improved with white 384-well PCR plates from BRAND when compared with the white plates of another well-known manufacturer.



#### Material and Methods

Murine hippocampi were homogenized in peqGOLD RNAPure™ buffer (PeqLab) with TissueLyser (Qiagen). Total RNA was extracted using RNeasy Kit (Qiagen). cDNA was synthesized from 1 µg total RNA using iScript™ cDNA Synthesis Kit (Bio-Rad).

For RT-qPCR the following reaction was set up:

|        |                  |
|--------|------------------|
| 0.5 µl | Primer 5 µM      |
| 5 µl   | SYBR®select (2X) |
| 1 µl   | cDNA             |
| 3 µl   | H <sub>2</sub> O |
| <hr/>  |                  |
| 10 µl  | total            |

SYBR® Green based gene expression reactions were loaded in triplicates in white 384-well PCR plates from BRAND (#781358) and a competitor. Plates were sealed with qPCR sealing films from BRAND (#781391). PCR was performed in the CFX384™ real-time PCR machine (Bio-Rad).

#### Results

In the two different white 384-well PCR-plates none of the PCR-reactions failed. However, signal intensity was much stronger in the BRAND plates when compared to the competitor.

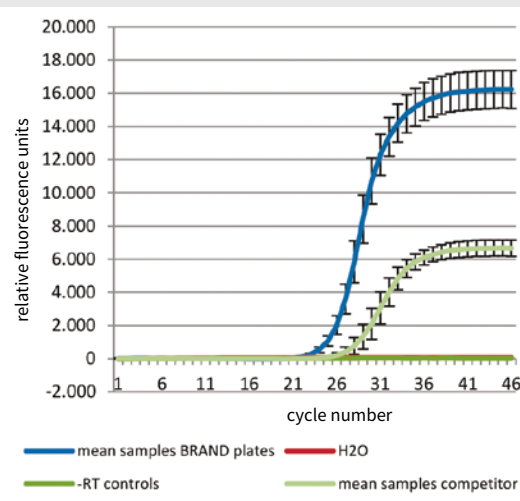


Figure:  
Data show mean and standard deviation of 384 RT-qPCR results per plate.

#### Conclusion

RT-qPCR runs more efficiently in the white 384-well PCR-plates from BRAND in comparison with the plates from another well-known manufacturer as indicated by the slope and the plateau of the two different curves. This might be the result of optimized thin walled wells leading to a fast and homogenous thermal transfer, and by the use of raw materials from which less PCR-inhibiting substances could be released.



## 8. Sealing options


A reliable seal on samples is essential to protect them from contamination and evaporation during the PCR assay and during subsequent measurements. The proper seal must be selected to match the type of PCR assay conducted, as well as the PCR vessel used. Highly transparent films, for instance, are required to calculate reliable values during a real-time PCR, since the measurement is completed directly in the cyclor.

In addition to choosing the right sealing option, how the film or cap is handled plays a key role in effectively protecting your samples.

Whether you choose film or cap strips: BRAND offers the right seal for any application. We provide reliable, convenient sealing options even for very small sample quantities.



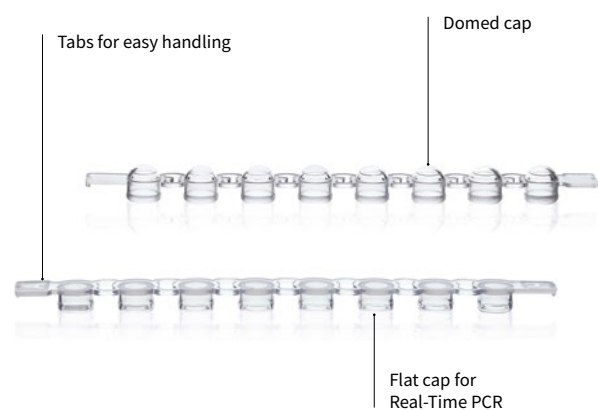
## 8.1 PCR cap strips



- ✓ Effective protection against evaporation and contamination
- ✓ The right cap shape for your application
- ✓ Easy to open and close without risk of contamination

With PCR cap strips you can seal PCR strips and plates with 24, 48, and 96 wells reliably, and protect your samples effectively against evaporation and contamination. To prevent contamination, the cap strips are equipped with two side tabs for exact positioning before closing and a small opening attachment on each cap. This prevents contact with the inside of the cap.

The highly transparent flat cap strips are ideal for qPCR because the cap shape allows accurate fluorescence measurement. With domed cap strips, thermal cyclers without pressure sensors exert a stronger force, thus further increasing the sealing effect.



### Applications

- + Sealing of PCR strips
- + Sealing of PCR plates

### Features

- + Easy to attach and remove
- + Tight sealing on both strips and plates
- + Highly transparent, flat cap strips for optical measurements
- + Side grip tabs for easy, contamination-free handling

## User information

### Flat or domed?

- Flat cap strips are especially well-suited for optical measurements. The measurements can be completed directly through the cap.
- Domed caps increase the closing pressure from the lid of the thermocycler, and prevent small leaks.
- It is important to select caps depending on the cycler chosen.

### Contamination-free handling:

- Sealing samples early on avoids cross-contamination and protects samples.
- The side grip tabs and attachments on every cap allow for contamination-free handling.



We advise against autoclaving PCR products. Autoclaving can be a source of contamination for disposable products.

## Accessories

### Cap Tool

For reliable sealing and opening of cover caps. Handy and lightweight material for fatigue-free operation. Pack of 1.

Cat. No.

781419

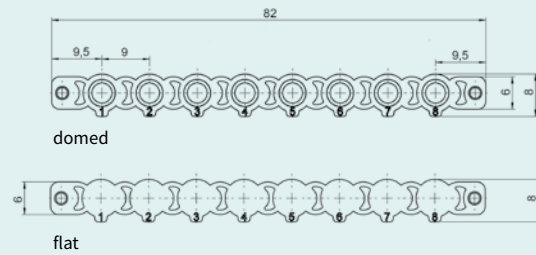


Ordering information for BRAND liquid handling equipment is available at [shop.brand.de](http://shop.brand.de)

## Technical information & Ordering data

### Strips of 8 PCR caps

- Domed or flat
- Easy to open and close
- Grip tabs and cap attachments for careful, contamination-free opening
- For sealing of strips and plates




### Strips of 8 caps, flat

|            |                                       |
|------------|---------------------------------------|
| Cap design | flat                                  |
| Color      | transparent                           |
| Pack of    | 1000 pieces<br>(8 bags of 125 strips) |
| Cat. No.   | 781334                                |



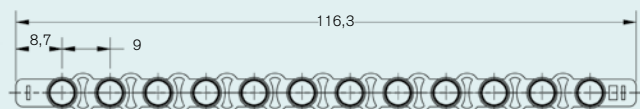
### Strips of 8 caps, domed

| Cap design | domed                                 | domed                                 | domed                                 | domed                                 | domed                                 |
|------------|---------------------------------------|---------------------------------------|---------------------------------------|---------------------------------------|---------------------------------------|
| Color      | transparent                           | rose                                  | yellow                                | green                                 | blue                                  |
| Pack of    | 1000 pieces<br>(8 bags of 125 strips) | 1000 pieces<br>(8 bags of 125 strips) | 1000 pieces<br>(8 bags of 125 strips) | 1000 pieces<br>(8 bags of 125 strips) | 1000 pieces<br>(8 bags of 125 strips) |
| Cat. No.   | 781340                                | 781341                                | 781342                                | 781343                                | 781344                                |



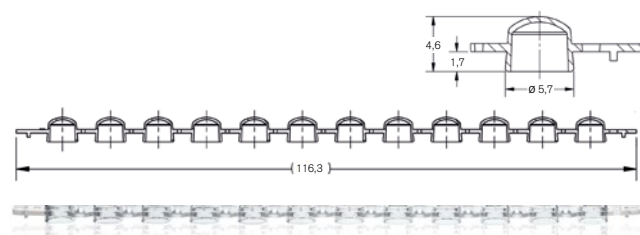
### Strips of 12 PCR caps

- Easy to open and close without tools
- Grip tabs and cap attachments for contamination-free opening



### Strips of 12 caps, domed

|            |  |
|------------|--|
| Cap design | domed                                  |
| Color      | transparent                            |
| Pack of    | 1500 pieces<br>(12 bags of 125 strips) |
| Cat. No.   | 781290                                 |

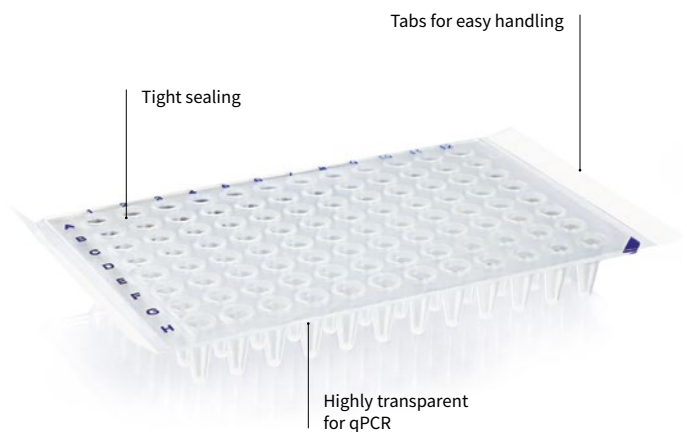


## 8.2 Sealing films



- ✓ Temperature stability up to 120 °C
- ✓ Tight seal minimizes evaporation
- ✓ Highly transparent for use in qPCR methods

Whether standard PCR, qPCR or digital droplet PCR, the source material is always valuable and the volume always low. To protect samples and maintain their sensitivity at the same time, PCR samples must be perfectly sealed.



### Applications

- + PCR and qPCR
- + For short-time storage of PCR samples
- + For contamination prevention at high-throughput analyses

### Features

- + Easy to apply and remove without expensive equipment
- + Reliable adhesion for optimum protection and minimized evaporation loss
- + Highly-transparent films for optimal measurement results

## User information

- The pressure-sensitive sealing film 781391 can be easily repositioned for a perfect seal thanks to pressure-sensitive adhesive beads which are only activated when pressure is applied.
- The film must be pressed on evenly with a sealing paddle to ensure proper seal. Please check the edges for an optimal result.
- Highly adhesive films will be difficult to remove. The plate must be fixed properly during removal to prevent spills.

For long-term storage, ensure films have good temperature stability.



## Accessories

### Sealing paddle

The sealing paddle helps to apply self-adhesive films. Thanks to its streamlined sides and rounded shape, it rests comfortably in your hand and ensures optimal force transfer. Pack of 2.



Cat. No. 701381

### PCR box/ rack, PP

Assorted colors (red, yellow, green, purple, blue). Suitable for sample preparation, for keeping and storing 0.2 ml single tubes, 8-strips and 12-strips, and 96-well PCR plates. These racks can also be stacked without lids. Withstand temperatures from -80 to +121 °C. Pack of 5.



Cat. No. 781362



### Mini cooler PCR, PP

With transparent lid. For protecting samples from warming. The mini PCR cooler keeps samples at 4 °C for approximately 3 hours. The insulating gel changes from violet to pink at 7 °C. Suitable for 0.2 ml single tubes, 8-strips, and 12-strips, as well as 96-well PCR plates. Pack of 2.



Cat. No. 781260

## Technical information & Ordering data

### qPCR film

- For real-time PCR, ELISA and other colorimetric applications
- Highly transparent with minimal autofluorescence
- Pressure-dependent adhesive capsules allow for easy attachment (#781391)
- Minimal evaporation thanks to an innovative adhesive




#### qPCR film

| Description | film       | film strips                           |
|-------------|------------|---------------------------------------|
| Material    | polyester  | polyester                             |
| Pack of     | 100 pieces | 400 pieces<br>(50 sheets of 8 strips) |
| Cat. No.    | 781391     | 781383                                |



### PCR film

- For PCR, ELISA, EIA and other optical applications
- Transparent for visual inspection of samples
- Simple handling and secure attachment with two grip tabs
- Minimal evaporation thanks to strong adhesive



#### PCR film

| Description | film       |
|-------------|------------|
| Material    | polyester  |
| Pack of     | 100 pieces |
| Cat. No.    | 781390     |

### Film for PCR and storage

- For PCR, ELISA and sample storage
- DMSO resistant with strong adhesive that is highly resistant to solvents
- Temperature stability down to -80 °C
- Can be removed and re-adhered without leaving a residue



#### Film for PCR and storage

| Description | film          |
|-------------|---------------|
| Material    | polypropylene |
| Pack of     | 100 pieces    |
| Cat. No.    | 701367        |

## Application Note

### BRAND PCR plates and PCR sealing films – a perfectly adjusted system

Author: BRAND GMBH + CO KG

#### Introduction

The PCR plates from BRAND are designed to support polymerase chain reactions in several ways. The source materials selected are free of PCR inhibitors and the smooth vessel interior minimizes the binding of enzymes and nucleic acid to the walls. In addition, the ultra thin-walled PCR plate design facilitates constant, rapid and precise heat transfer leading to convincing yields and short PCR cycle times.

Generating the desired PCR product and shielding it from evaporation are decisive elements of a successful PCR. The innovative self-adhesive press-to-seal sealing film wins over with easy handling; it is not tacky to the touch and provides superior evaporation protection. The film is highly transparent and can be used for measuring the smallest signals during optical measurements like Real-Time PCR.

The BRAND PCR plates and the BRAND PCR sealing films form a masterfully tuned system. The surfaces of the PCR plates and the adhesive side of the sealing films are tailored to each other and reach striking results.

#### Material & Methods

##### Devices:

|                                    |            |
|------------------------------------|------------|
| Thermal cycler Biometra T1         |            |
| Precision scale Sartorius CP 225 D |            |
| Transferpette® S                   | (#7047 78) |
| Pipette tips 200 µl                | (#7320 08) |
| TipBox                             | (#7322 08) |
| Roller                             | (#7013 80) |
| Reagent reservoir                  | (#7034 59) |

##### PCR systems:

|                                      |
|--------------------------------------|
| BRAND PCR system:                    |
| PCR plate (#781368)                  |
| with sealing film (#781391)          |
| Competitor 1 PCR system:             |
| PCR plate with matching sealing film |
| Competitor 2 PCR system:             |
| PCR plate with matching sealing film |

##### Chemicals reagents:

|                                 |
|---------------------------------|
| Water (10 ml [50 µl each well]) |
| Cationic dye methylene blue     |

#### Measurement of evaporation losses of different PCR systems

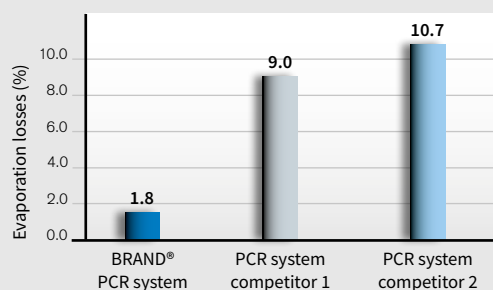
A mixture of water with the cationic dye methylene blue was prepared. In each PCR plate every well was filled with 50 µl of the water dye mixture and sealed with adhesive sealing film. The weighed portion of the plates and the sealing films was determined before and after the filling of the wells. The roller was used to ensure a firm seal. The PCR plates were then put into the thermal cycler Biometra T1 and a PCR run was performed (table 1).

Temperatures and times during the thermal cycler process (table 1)

| Temperature | Time   |
|-------------|--------|
| 94 °C       | 3 min  |
| 94 °C       | 30 sec |
| 50 °C       | 30 sec |
| 72 °C       | 30 sec |
| 72 °C       | 10 min |

Finally, the weighting portion of the PCR plates was examined again.

#### Analysis and Results



The percentaged evaporation losses of the different PCR systems were determined and represented in a graph (figure 1).



#### Conclusion

To obtain successful PCR results it is important to use a harmonizing PCR system. The PCR plates have to be securely sealed to preserve the generated PCR products. The adhesive surface of the highly transparent self-adhesive sealing film of BRAND goes hand in hand with the surface of the BRAND PCR plates. The encapsulated, pressure sensitive adhesive keeps the film easy to handle and non-tacky to the touch. After sealing, areas above the sample wells remain adhesive free and do not distort PCR samples. On top the ultra-thin liner and high transparency allow detection of smallest signals during the Real-Time PCR.

# PCR products at a glance

## Low throughput

### Single PCR tubes


page 94



- Volume: 0.2 and 0.5 ml
- Various colors available
- Sealing options:
  - flat cap (attached)
  - domed cap (attached)

### PCR strips


page 97



- Volume: 0.15 and 0.2 ml
- 8- and 12-tube strips
- Various colors available
- Sealing options:
  - cap strips, attached or detached, domed or flat caps
  - single flat caps
  - sealing film strips

### 24-well PCR plates

page 102



- Volume: 0.2 ml
- White or transparent
- Sealing options:
  - cap strips
  - sealing film strips

## Plate designs

### Standard / low profile

Depending on the sample volumes



### Non-skirted, semi-skirted, skirted

Non-skirted PCR plates are suitable for most commercially available thermal cyclers.

Semi-skirted PCR plates can easily be labeled or tagged with a barcode.

Skirted PCR plates are especially rigid, and are optimally suited for use with automatic pipetting systems.






## High throughput

**48-well PCR plates**


page 102



- Volume: 0.2 ml
- White or transparent
- Sealing options:
  - cap strips
  - sealing film strips

**96-well PCR plates**


page 104



- Volume: 0.15 and 0.2 ml
- White or transparent
- Sealing options:
  - cap strips
  - sealing film or sealing film strips

**384-well PCR plates**

page 109



- Volume: 2 - 30  $\mu$ l
- White or transparent
- Sealing options:
  - sealing film
- Suitable for Roche LightCycler 480

**Sealing options****Cap strips**

page 113

- Optimal seal for 8-tube strips or individual plate rows.
- Reliable seal thanks to optimized fit, even for plates.
- Available domed and flat

**Sealing film strips**


page 116

Sealing film strips for quickly and reliably sealing strips and plate areas.

**Sealing films**

page 116

- Fast, reliable seal for whole plates to prevent evaporation
- Highly transparent film for use in real-time PCR





## **SAMPLE STORAGE**

Safe and reliable storage is essential to working efficiently in the laboratory. In addition to selecting and complying with specific storage conditions, having the right storage containers plays a key role. Samples must be protected against aging and contamination over long periods of time. In addition to appropriate temperature stability, volume, and format, containers also need to provide space-saving storage and easy identification to handle large numbers of samples.

To manage such samples, BRAND offers a range of microtubes with screw caps, deep-well plates and 96-well tube racks providing simple and efficient solutions for sample storage at temperatures down to  $-196^{\circ}\text{C}$ . Alphanumeric codes, individually coded tubes, bar codes, colored screw caps or cap inserts facilitate fast sample identification and ensure efficient sample management. Different styles of cryogenic tubes are available for long-term storage.

# Chapter III

## Sample storage work areas

Storage down to -20 °C

Storage down to -80 °C

Storage down to -196 °C



9.1 Microtubes with snap lid  
p. 125



9.2 96-well microplates, PP, and deep-well plates, PS, p. 128



10.1 Microtubes with lid closure  
p. 132




10.2 Microtubes with screw cap  
p. 134




11.1 Microtubes with silicone seal  
p. 144



11.2 Cryogenic tubes  
p. 150



10.3 Deep-well plates, PP  
p. 137



10.4 Tube racks  
p. 141

- Short-term storage
- Intermediate storage

- Long-term storage of non-critical samples
- Intermediate storage of sensitive samples

- Sample databases
- Storage of cells
- Long-term storage



## 9. Sample storage down to -20 °C

Often, samples need to be stored for a short time during a test procedure so that they can be processed again later on. These samples are often frozen for short periods of time at -20 °C to prevent undesirable degradation or intermediate reactions. It is important to ensure these samples remain clearly identifiable and are stored in such a way that they are reliably protected from contamination. Tight sealing caps, high purity and inert materials are essential.

BRAND offers a large range of microtubes with snap lids or screw caps offering users excellent flexibility and security. Carefully selected materials and precise finishing ensure samples are well protected.

Different colors also ensure they can be clearly classified and identified.



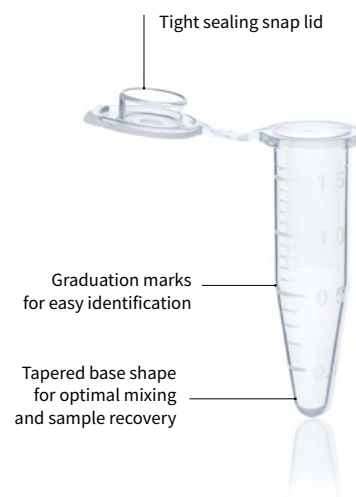
## 9.1 Microtubes with snap lids



- ✓ Tight sealing snap lid
- ✓ Can be opened and closed with one hand
- ✓ Available in different colors for clear sample identification

It is important to store samples securely so that they are protected against contamination during long procedures. Convenient handling is also important for ensuring processes can be completed quickly.

Microtubes with snap lids from BRAND offer tight-sealing lids with convenient lid opening mechanisms. They are also available in different colors to facilitate easy identification guaranteeing smooth work processes.



### Applications

- + Aliquoting
- + DNA and RNA isolation and purification
- + Use in analysers
- + Sample dilution
- + Short-term sample storage

### Features

- + Made of pure polypropylene
- + Tight-sealing lid
- + Available in sizes 1.5 ml and 5 ml
- + Highly transparent
- + Autoclavable at 121 °C (2 bar), acc. DIN EN 285

## User information

- The microtubes 1.5 ml and 5 ml with snap lids can be centrifuged up to 20,000 resp. 25,000 x g. The rotor fit and tared weight distribution must be taken into consideration. Even minimal weight differences can cause an imbalance and damage both the centrifuge and the vessel.

**Caution:** The relative centrifugal force (RCF) is dependent on the radius of the rotor and the speed (RPM) of the centrifuge.

**General conversion formula:**

$$g = RCF = ((U/min)/1000)^2 \cdot r \cdot 1.118$$

**g-force:** Gravitational acceleration

**RCF:** Relative centrifugal force  
(corresponds to the g-force)

**r:** Rotation radius

**U/min:** Rotor revolutions per minute (speed)

- Microtubes should not be filled to the top during freezing, due to volumetric expansion. The recommended fill levels correspond to the top graduated lines.



The microtubes with snap lids are not recommended for long-term storage. We recommend using microtubes with a screw cap (chapter III) or cryogenic tubes (chapter I). These allow for safe long-term storage, preventing the lid from breaking.



Refrigerated or frozen samples generally used in testing should be exposed to the smallest temperature fluctuations possible. Try to maintain the temperature using a mini cooler or avoid frequent thawing during aliquoting.

## Accessories

### Microtube rack, PP

Stackable racks with alphabetical positions. Operating temperature -20 °C to +90 °C. Autoclavable at 121 °C (2 bar), acc. DIN EN 285. Density 1.2 g/cm<sup>3</sup>. Will not float in waterbath. Pack of 5.



| For Ø up to mm | Positions | white<br>Cat. No. | blue<br>Cat. No. | red<br>Cat. No. |
|----------------|-----------|-------------------|------------------|-----------------|
| 11             | 8 x 16    | 4341050           | 4341051          | 4341052         |
| 13             | 6 x 14    | 4341000           | 4341001          | 4341002         |

### Microtube rack, PP

Numbered positions for 20 microtubes, 1.5 ml. Autoclavable at 121 °C (2 bar), acc. DIN EN 285. Pack of 1.

Cat. No. 7806 05



### Mini cooler, PC

Durable polycarbonate filled with non-toxic gel. Mini coolers hold twelve 0.5 ml to 2.0 ml tubes. Pack of 1.



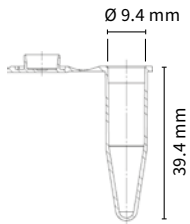
| Bench temp. maintained | Time held | Color  | Cat. No. |
|------------------------|-----------|--------|----------|
| 0 °C                   | 60 min.   | red    | 114930   |
| -20 °C                 | 60 min.   | yellow | 114935   |
| -70 °C                 | 45 min.   | white  | 114940   |



## Technical information & Ordering data

### 1.5 ml and 5 ml microtubes with snap lid

- Easy handling with perfectly sealing and easy-to-open lids to protect against contamination
- Frosted marking area
- Autoclavable at 121 °C (2 bar), acc. DIN EN 285



### 1.5 ml microtubes with snap lid

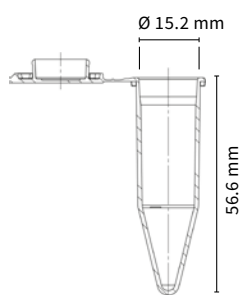
| Color                            | transparent | yellow     | blue       | green      | orange     | amber      |
|----------------------------------|-------------|------------|------------|------------|------------|------------|
| Outer-Ø [mm]                     | 10.7        | 10.7       | 10.7       | 10.7       | 10.7       | 10.7       |
| RCF max.<br>(at 20 °C, t 20 min) | 20,000      | 20,000     | 20,000     | 20,000     | 20,000     | 20,000     |
| Pack of                          | 500 pieces  | 500 pieces | 500 pieces | 500 pieces | 500 pieces | 500 pieces |
| Cat. No.                         | 780500      | 780521     | 780522     | 780523     | 780524     | 780525     |

### Large pack: 1.5 ml microtubes with lid, transparent

| Color                            | transparent                    |
|----------------------------------|--------------------------------|
| Outer-Ø [mm]                     | 10.7                           |
| RCF max.<br>(at 20 °C, t 20 min) | 20,000                         |
| Pack of                          | 3000 pieces<br>(6 bags of 500) |
| Cat. No.                         | 780502                         |



Additional microtubes in higher purity classes are listed in chapter II "PCR" (p. 105)



### 5 ml microtubes with snap lid

| Color                            | transparent |
|----------------------------------|-------------|
| Outer-Ø [mm]                     | 16.6        |
| RCF max.<br>(at 20 °C, t 20 min) | 25,000      |
| Pack of                          | 250 pieces  |
| Cat. No.                         | 780555      |

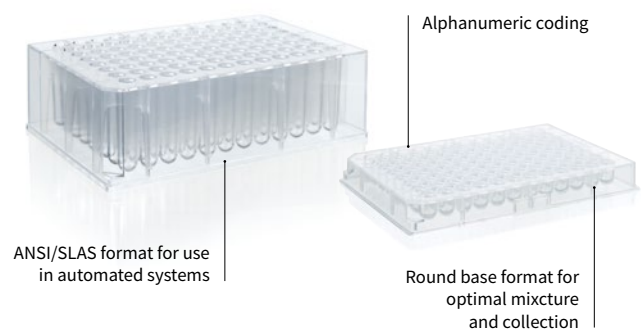


## 9.2 96-well microplates, PP & deep-well plates, PS



- ✓ ANSI/SLAS conforming
- ✓ Alphanumeric coding and cut corner for easy sample identification
- ✓ Optimal sample recovery

PP microplates and PS deep-well plates are a good choice for space-saving, short-term storage of large numbers of samples down to -20°C. Thanks to their compact design and the option for using multi-channel pipettes or robots, they can be used to safely and reliably process even large quantities of samples.



### Applications

- + Sample storage down to -20°C
- + Cultivating microorganisms
- + Extracting nucleic acids and proteins
- + Screening tests or fluorescence measurements

### Features

- + Highly transparent polystyrene plate for optical measurements
- + Optimal sample collection and mixture thanks to U-shaped base
- + Usable with multi-channel systems and in automation processes
- + Alphanumeric coding for reliable sample identification






## User information

- The highly transparent PS plate allows for easy visual inspection.
- The raised edges of the well protect against contamination, allowing for a secure closure using self-adhesive films.
- Barcodes can be applied to the sides for clear identification. These ensure clear classification and prevent mix-ups, even with large numbers of stored samples. An ordering form for adding bar codes to your products is available on our website:



### Sealing films for automation applications



Film with adhesive-free areas, easy to puncture and highly resistant against chemicals (Cat. No. 701370).



Pre-punched film, for multiple punctures by pipette tips (Cat. No. 701374)



Additional sealing films are available in our online shop at [shop.brand.de](http://shop.brand.de)

### Sealing mats

The mats are ideal for short-term storage, and reliably protect samples against contamination and evaporation. Working volumes are reduced as follows when using sealing mats:

| Deep-well plate [Cat. No.] | Material | Nominal volume [ml] | Max. filling volume with sealing mat* [ml] | Sealing mat [Cat. No.] |
|----------------------------|----------|---------------------|--|------------------------|
| 701352                     | PS       | 1.1                 | 1.00                                       | 701360                 |

\* approx. 2 mm space to the mat

## Accessories

### Sealing paddle

The sealing paddle helps to apply self-adhesive films. Thanks to its streamlined sides and rounded shape, it rests comfortably in your hand and ensures optimal force transfer. Pack of 2.

Cat. No. 701381

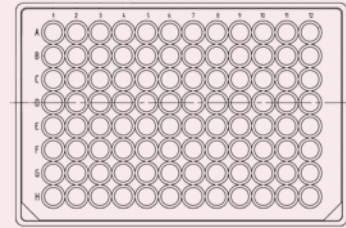


Ordering information for BRAND liquid handling equipment is provided at [shop.brand.de](http://shop.brand.de)

## Technical information & Ordering data

### 96-well microplates made of PP

- Raised well edges provide protection from contamination
- Usable with multi-channel systems and automation
- Secure closure using self-adhesive sealing film



#### 96-well microplates

14.35 mm

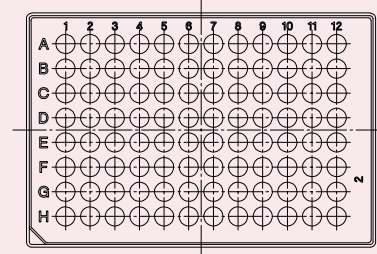


|                 |                                   |
|-----------------|-----------------------------------|
| <b>Volume</b>   | <b>0.3 ml</b>                     |
| Well shape      | round                             |
| Base shape      | U-bottom                          |
| Height [mm]     | 14.35                             |
| Pack of         | 100 pieces<br>(10 pieces per bag) |
| <b>Cat. No.</b> | <b>701330</b>                     |

|                 |                                  |
|-----------------|----------------------------------|
| <b>Cover</b>    | <b>lid</b>                       |
| Material        | PS                               |
| Pack of         | 50 pieces<br>(10 pieces per bag) |
| <b>Cat. No.</b> | <b>782152</b>                    |

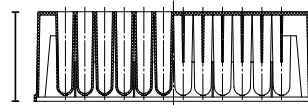
### 96-well deep-well plates made of PS

- Highly transparent
- Stackable for space-saving storage
- Usable with multi-channel systems and automation



#### 96-well deep-well plates

41 mm



|                 |               |
|-----------------|---------------|
| <b>Capacity</b> | <b>1.1 ml</b> |
| Well shape      | round         |
| Base shape      | U-bottom      |
| Height [mm]     | 41            |
| Pack of         | 32 pieces     |
| <b>Cat. No.</b> | <b>701352</b> |

|                 |               |
|-----------------|---------------|
| <b>Cover</b>    | <b>mat</b>    |
| Material        | mod. PE       |
| Autoclavable    | no            |
| Pack of         | 24 pieces     |
| <b>Cat. No.</b> | <b>781360</b> |

**i**  
Tips for using sealing mats are provided on page 129.



## 10. Sample storage down to -80 °C

If the number of samples in use increases and processes are automated, laboratories need to store large quantities of samples for longer time periods. We recommend storage at -80 °C for long-term protection of samples.

Key characteristics of storage plates and tubes are compact formats for space saving storage, secure closure, easy handling and versatile materials for flexible applications.


BRAND offers a large number of different storage options that reliably protect samples down to -80 °C and are easily integrated into different applications. Deep-well plates allow for space-saving storage of large numbers of samples. The ANSI/SLAS format of deep-well plates allows for the utilization with automated processes and for creating large sample libraries. Tight-sealing microtubes with screw caps or lid closure and tube racks allow for space saving storage of many samples and the taking of individual samples at the same time.

## 10.1 Microtubes with lid closure



- ✓ Highly transparent
- ✓ Lid closure for secure storage
- ✓ Suitable for centrifugation up to 30,000 x g

Microtubes with lid closure allow for sample storage down to -80 °C with easy, consistent handling. Practical lids are convenient for opening and closing quickly and easily with one hand. Their high-purity polypropylene and high transparency make them ideal storage vessels especially for valuable samples.



### Applications

- + Sample storage
- + Aliquoting and sample preparation
- + Extracting nucleic acids and proteins
- + Screening tests
- + For use in analysers

### Features

- + High-purity polypropylene with very good chemical resistance
- + Tight-sealing caps with lid closure
- + Withstand centrifugation up to 30,000 x g
- + Autoclavable at 121 °C (2 bar), acc. DIN EN 285



## User information

Microtubes are exposed to high loads in general, and in particular under thermal stress, such as during thermal denaturation. The biggest danger is that the lid may break open as pressure increases. Microtubes with lid closures provide optimal protection due to the significantly higher force required to open them. This graphic shows lid opening forces in Newtons (N).



The lid closure protects against accidental opening of the lid.

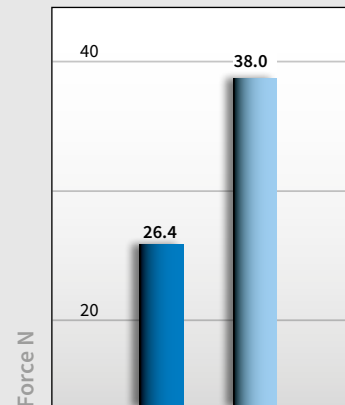


The wide lid rim facilitates one-handed operation.

### Correct thawing

Significant temperature fluctuations put a strain not only on the materials used in vessels, but on the samples as well. Because of this, avoid frequent thawing and freezing, and thaw samples stored at -80 °C slowly and carefully. Clean the exterior of the sample vessel thoroughly after thawing to remove any contamination.

### Lid opening force



BRAND microtubes with lid closure  
Standard microtubes

### Thawing tips:

- Thaw slowly (overnight in a 4 degree refrigerator)
- Thaw in a water bath with constant circulation
- Do not actively apply heat



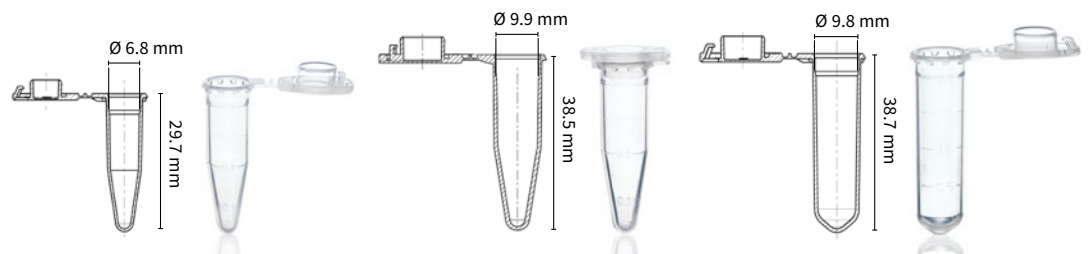
## Technical information & Ordering data

### Microtubes with lid closure

- Lid closure to ensure good lid security
- High transparency
- Frosted marking area



### Microtubes with lid closure



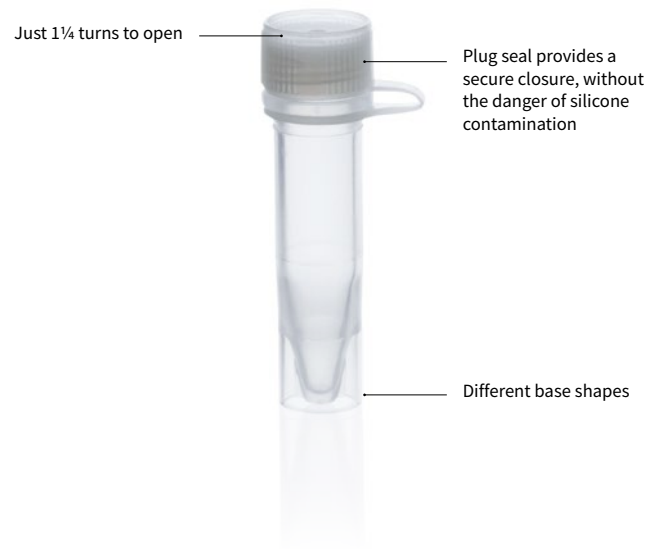
| Volume                        | 0.5 ml     | 1.5 ml      | 2.0 ml     |
|-------------------------------|------------|-------------|------------|
| Lid membrane thickness [mm]   | 0.3        | 0.4         | 0.5        |
| Outer-Ø [mm]                  | 10.0       | 12.8        | 12.8       |
| Height with closed lid [mm]   | 30.0       | 38.8        | 40.0       |
| RCF max. (at -5 °C, t 20 min) | 30,000     | 30,000      | 30,000     |
| Pack of                       | 500 pieces | 1000 pieces | 500 pieces |
| Cat. No.                      | 780536     | 780540      | 780546     |

## 10.2 Microtubes with screw cap and plug seal



- ✓ Screw cap with plug seal ensures secure closure
- ✓ Silicone-free
- ✓ Microtubes with round bottom withstand RCF to 17,000 x g (at 20 °C, 20 min)

Expensive reagents and formulations are best protected in microtubes with screw caps. A screw cap offers reliable protection, preventing accidental opening. The plug seal in the cap ensures a secure closure, to provide a tight seal for excellent protection against freeze drying and without the danger of silicone contamination. This means they are an especially good choice for sensitive samples.



### Applications

- + Aliquoting reagents
- + Storage of sensitive samples
- + Storage of biological materials, such as serums or blood samples
- + Preparing formulations

### Features

- + Tubes made of highly transparent polypropylene
- + Non-graduated
- + Silicone-free
- + Colored cap inserts available for sample identification

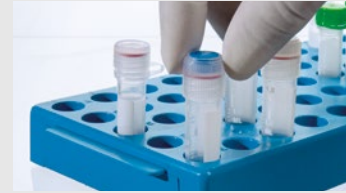


## User information

- Ideal for storing sensitive samples and for heating and centrifuging samples. The plug seal minimizes the risk of samples freeze drying, reliably protecting even your most valuable samples.
- Tubes with screw cap should not be filled to the top during freezing due to volumetric expansion.
- Microtubes with a plug seal are a good choice to prevent silicone seal contamination of sensitive samples during storage.



Self-standing tubes with a foot-rim can easily be opened in the rack with one hand



## Accessories

### Cryogenic tube rack

For self-standing cryogenic tubes and tubes with screw cap. Pack of 4.

Cat. No. 114860



### Mini cooler, PC

Durable polycarbonate filled with non-toxic gel. Mini coolers hold twelve 0.5 ml to 2.0 ml tubes. Pack of 1.



| Bench temp. maintained | Time held | Color  | Cat. No. |
|------------------------|-----------|--------|----------|
| 0 °C                   | 60 min.   | red    | 114930   |
| -20 °C                 | 60 min.   | yellow | 114935   |
| -70 °C                 | 45 min.   | white  | 114940   |

### Microtube rack, PP

Stackable racks with alphanumerical positions. Operating temperature -20 °C to +90 °C. Autoclavable at 121 °C (2 bar), acc. DIN EN 285. Density 1.2 g/cm<sup>3</sup>. Will not float in waterbath. Pack of 5.



| For Ø up to mm | Positions | white<br>Cat. No. | blue<br>Cat. No. | red<br>Cat. No. |
|----------------|-----------|-------------------|------------------|-----------------|
| 11             | 8 x 16    | 43410 50          | 43410 51         | 43410 52        |
| 13             | 6 x 14    | 43410 00          | 43410 01         | 43410 02        |

### Microtube rack, PP

Numbered positions for 20 microtubes, 1.5 ml. Autoclavable at 121 °C (2 bar), acc. DIN EN 285. Pack of 1.

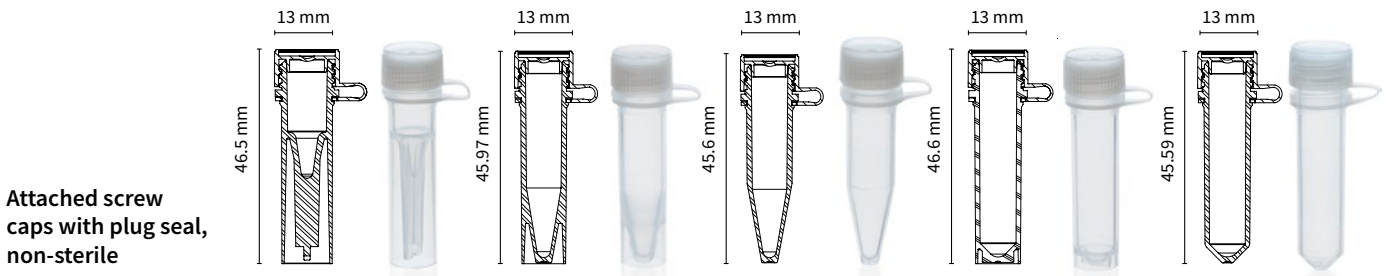
Cat. No. 7806 05



# Technical information & Ordering data

## Microtubes with attached screw cap with plug seal, non-sterile

- High-purity polypropylene tube and PE screw cap
- Perfect cap seal to protect against evaporation and freeze drying
- Operating range -90 °C to +100 °C
- Not autoclavable



Attached screw caps with plug seal, non-sterile

| Capacity     | 0.5 ml        | 1.5 ml        | 1.5 ml       | 2 ml          | 2 ml         |
|--------------|---------------|---------------|--------------|---------------|--------------|
| Height [mm]  | 46.5          | 45.97         | 45.6         | 46.6          | 45.59        |
| Outer-Ø [mm] | 13            | 13            | 13           | 13            | 13           |
| Description  | self-standing | self-standing | round-bottom | self-standing | round-bottom |
| Pack of      | 1000 pieces   | 1000 pieces   | 1000 pieces  | 1000 pieces   | 1000 pieces  |
| Cat. No.     | 780700        | 780701        | 780702       | 780703        | 780704       |

Cap inserts for microtubes, high purity PP




| Color                              | white              | blue               | red                | green              | yellow             |
|------------------------------------|--------------------|--------------------|--------------------|--------------------|--------------------|
| T <sub>min</sub> -T <sub>max</sub> | -196 °C to +121 °C | -196 °C to +121 °C | -196 °C to +121 °C | -196 °C to +121 °C | -196 °C to +121 °C |
| Pack of                            | 500 pieces         | 500 pieces         | 500 pieces         | 500 pieces         | 500 pieces         |
| Cat. No.                           | 780720             | 780721             | 780722             | 780723             | 780724             |





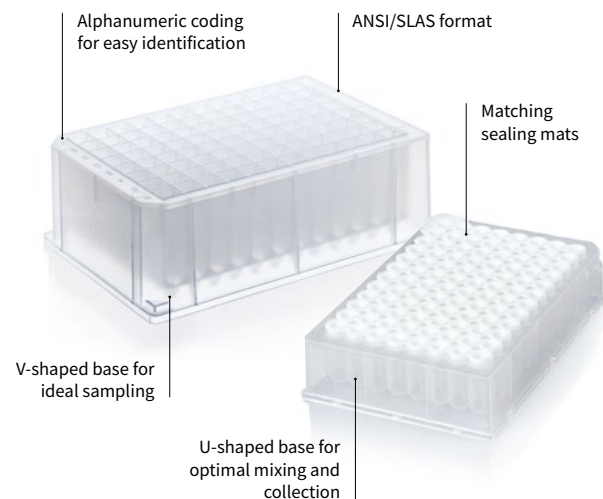
## 10.3 Deep-well plates, polypropylene



- ✓ Stackable
- ✓ ANSI/SLAS format
- ✓ Alphanumeric coding and cut corners for easy well identification

The compact ANSI/SLAS format allows a large number of samples to be processed at the same time, and allows for automated processing. The format is space-saving and has optimal closure options to ensure secure storage.

With a wide range of plate formats available, there is a BRAND plate to match any application. The low-profile plate is optimized to use storage space efficiently, while the 384-well plate allows handling of a large number of samples in an automated work sequence.



### Applications

- + Sample storage
- + Cultivating microorganisms
- + Extracting nucleic acids and proteins
- + Screening tests

### Features

- + High-purity polypropylene with very good chemical resistance
- + Optimal sample collection and mixture
- + Usable with multi-channel systems and in automation processes

## User information

- Deep-well plates have a standardised ANSI/SLAS format which can be used in automated processes.
- The U-shaped base ensures optimal sample mixture and collection, the V-shaped base enables ideal sampling.
- The raised edges of the well allow for secure closure, protecting against contamination.
- The low-profile plate uses space efficiently with same well volume compared to standard plates. Use this plate for storage when you need to save as much space as possible.
- Barcodes can be applied to the sides for identification. These ensure clear classification and prevent mix-ups. An ordering form for adding barcodes is available:



**i** Adhesive sealing films can also be used. Matching films are available on page 140 and in our online shop at [shop.brand.de](http://shop.brand.de)

### Using sealing mats

Working volumes are reduced as follows when using sealing mats:

| Deep-well plate [Cat. No.] | Material         | Nominal volume [ml] | Max. filling volume with cover mat* [ml] | Sealing mat [Cat. No.] |
|----------------------------|------------------|---------------------|--|------------------------|
| 701346                     | PP               | 0.5                 | 0.44                                     | 701358                 |
| 701350                     | PP               | 1.1                 | 0.99                                     | 701360                 |
| 701342                     | PP               | 1.2                 | 0.97                                     | 701360                 |
| 701340                     | PP (low profile) | 1.1                 | 0.85                                     | 701368                 |
| 701354                     | PP               | 2.2                 | 2.09                                     | 701362                 |
| 701355                     | PP               | 0.3                 | 0.25                                     | 701357                 |

\* approx. 2 mm space to the mat

## Accessories

### Sealing paddle

The sealing paddle helps to apply self-adhesive films. Thanks to its streamlined sides and rounded shape, it rests comfortably in your hand and ensures optimal force transfer. Pack of 2.



Cat. No. 701381

**i** Ordering information for BRAND liquid handling equipment is provided at [shop.brand.de](http://shop.brand.de)

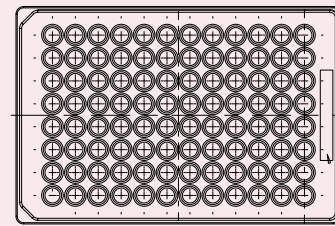


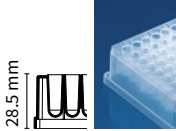
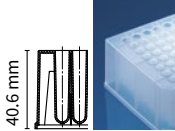
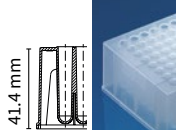

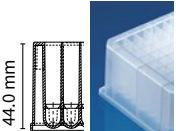
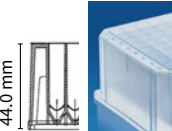


## Technical information & Ordering data







### 96-well deep-well plates made of PP

- Good chemical resistance, for example, to DMSO
- Use at -80 °C to 121 °C
- Autoclavable at 121 °C (2 bar), acc. DIN EN 285
- Free from RNase, DNase, endotoxins and human DNA (except 701340)



| 96-well deep-well plates |  |  |  |  |  |  |
|--------------------------|---|---|---|--|---|---|
| Capacity                 | 0.5 ml  | 1.1 ml  | 1.2 ml  | 1.2 ml   | 2.2 ml  | 2.2 ml  |
| Plate                    | standard  | standard  | elevated rim  | low profile  | standard  | standard  |
| Well shape               | round   | round   | round   | round  | square  | square  |
| Bottom                   | round   | round   | round   | round  | round   | V-shape   |
| Height [mm]              | 28.5  | 40.6  | 41.4  | 26.5   | 44.0  | 44.0  |
| Pack of                  | 48 pieces   | 24 pieces   | 32 pieces   | 50 pieces  | 24 pieces   | 30 pieces   |
| Cat. No.                 | 701346  | 701350  | 701342  | 701340   | 701354  | 701353  |

### Cover mats for 96-well deep-well plates

|               |  |  |  |  |  |  |
|---------------|---|---|---|--|---|---|
| For plate no. | 701346  | 701350  | 701342  | 701340   | 701354  | 701353  |
| Material      | TPE   | mod. PE   | mod. PE   | TPE  | EVA   | EVA   |
| Autoclavable  | yes   | no  | no  | yes  | no  | no  |
| Pack of       | 50 pieces   | 24 pieces   | 24 pieces   | 50 pieces  | 24 pieces   | 24 pieces   |
| Cat. No.      | 701358  | 701360  | 701360  | 701368   | 701362  | 701362  |

### Lids, PS for 96-well deep-well plates

|               |  |  |  |  |
|---------------|---|--|---|---|
| For plate no. | 701346  | 701340   | 701354  | 701353  |
| Material      | PS  | PS   | PS  | PS  |
| Pack of       | 50 pieces   | 50 pieces  | 50 pieces   | 50 pieces   |
| Cat. No.      | 782152  | 782152   | 782152  | 782152  |

Matching sealing films are available in our online shop at [shop.brand.de](http://shop.brand.de)




### 384-well deep-well plates

- Usable with multi-channel systems and in automatic processes
- Usable down to -80 °C
- Free from RNase, DNase, endotoxins and human DNA



#### 384-well deep-well plates



|             |           |
|-------------|-----------|
| Capacity    | 0.3 ml    |
| Well-shape  | square    |
| Bottom      | V-bottom  |
| Height [mm] | 30.2      |
| Pack of     | 48 pieces |
| Cat. No.    | 701355    |

#### Cover mats for 384-well deep-well plates




|               |           |
|---------------|-----------|
| For plate no. | 701355    |
| Material      | silicone  |
| Autoclavable  | yes       |
| Pack of       | 50 pieces |
| Cat. No.      | 701357    |

### Sealing films for 96-well and 384-well plates made of PP

- Temperature stable down to -80 °C
- Tight seal to minimize evaporation
- Remove without residue to easily access samples


#### Sealing films



| Material          | Aluminum   | Aluminum                           | Polypropylene            |
|-------------------|--|------------------------------------|--------------------------|
| Features          | aluminum film can be punctured for easy collection | film strips for 96-well plates     | film for PCR and storage |
| Temperature range | -80 °C to 120 °C                                   | -80 °C to 120 °C                   | -80 °C to 120 °C         |
| Pack of           | 100 pieces   | 300 strips (50 sheets of 6 strips) | 100 pieces               |
| Cat. No.          | 781381   | 781382                             | 701367                   |

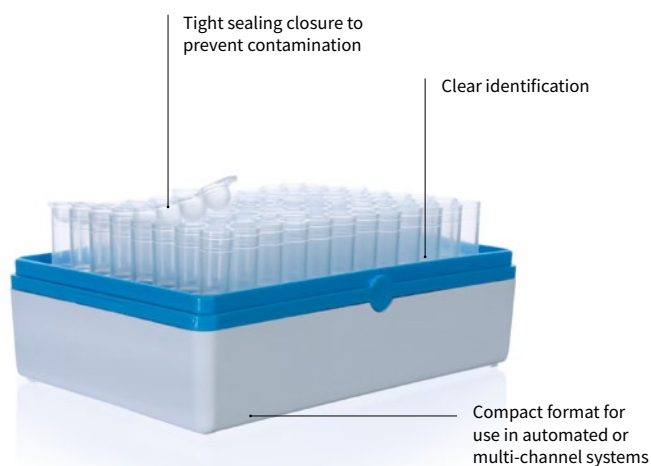


## 10.4 Tube racks



- ✓ Temperature resistant down to  $-80^{\circ}\text{C}$
- ✓ Individually removable tubes
- ✓ Tubes and racks can be autoclaved in accordance with DIN EN 285 at  $121^{\circ}\text{C}$  (2 bar)

Tube racks and racked-packed tubes offer a tight seal and compact storage format, as well as the option to remove individual vessels, helping to prevent unnecessary temperature fluctuations. In addition, they can also be used when working with multi-channel or automated systems.



### Applications

- + Storage of microorganisms
- + Creating databases
- + Cell growth studies
- + Storing and transporting reagents
- + PCR, RIA or EIA

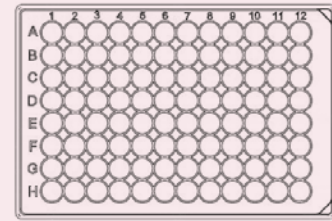
### Features

- + Tight sealing closure options
- + Vessel labelling for easy identification
- + Transparency for simple sample checks
- + Autoclavable at  $121^{\circ}\text{C}$  (2 bar), acc. DIN 285

## Technical information & Ordering data

### 96 tube racks, non-sterile, for use with robots

- Tubes in the rack can be labelled individually, with caps
- Bar codes can be added
- Autoclavable at 121 °C (2 bar), acc. DIN EN 285

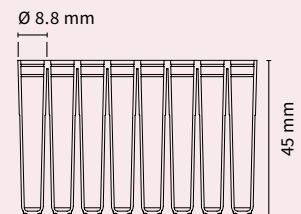


### 96 tube racks, non-sterile, for use with robots

|          |           |           |
|----------|-----------|-----------|
| Capacity | 0.65 ml   | 1.2 ml    |
| Material | PP        | PP        |
| Pack of  | 50 pieces | 50 pieces |
| Cat. No. | 781565    | 781566    |

### Tubes 1.2 ml rack-packed, non-sterile

- Tight sealing cap strips and caps
- Usable with multi-channel systems
- Tubes and racks are RNase-, DNase- and DNA-free and autoclavable at 121 °C (2 bar), acc. DIN EN 285 (caps, PE, are not autoclavable).



### Complete racks with tubes

| Description | Rack with 96 individual tubes | Rack with 12 strips of 8 tubes |
|-------------|-------------------------------|--------------------------------|
| Material    | PP                            | PP                             |
| Pack of     | 10 pieces                     | 10 pieces                      |
| Cat. No.    | 781500                        | 781510                         |



### Replacement tubes

| Description | Individual tubes | Strip of 8 tubes |
|-------------|------------------|------------------|
| Material    | PP               | PP               |
| Pack of     | 960 pieces       | 120 pieces       |
| Cat. No.    | 781520           | 781525           |



### Replacement caps

| Description | Individual caps | Strip of 8 caps |
|-------------|-----------------|-----------------|
| Material    | PE              | PE              |
| Pack of     | 960 pieces      | 120 pieces      |
| Cat. No.    | 781530          | 781535          |



### Rack with grid, empty

|          |           |
|----------|-----------|
| Material | PP        |
| Pack of  | 10 pieces |
| Cat. No. | 781540    |



## 11. Sample storage down to $-196\text{ }^{\circ}\text{C}$

Creating gene databases or long-term storage of valuable cells and microorganisms requires reliable storage options and places high demands on storage containers.

To prevent chemical reactions and avoid sample degradation, most samples are stored in the gas phase of liquid nitrogen at  $-196\text{ }^{\circ}\text{C}$ . In order to use this method, vessels must be able to handle extreme temperature fluctuations, have a long-lasting seal, and retain their properties over a long period of time.

BRAND offers microtubes with screw caps and silicone seals, and specialized cryogenic tubes that provide safe and reliable long-term storage.

In addition, a large, frosted marking area and colored caps ensure easy identification and durable, legible labeling.

## 11.1 Microtubes with screw cap and silicone seal



- ✓ Excellent seal reliability
- ✓ Fast opening and closing with 1¼ turn of cap
- ✓ High purity polypropylene

Microtubes with screw caps with silicone seals are available with different base shapes to offer greater flexibility. They seal tightly and reliably and are an excellent choice for securely storing expensive reagents. Microtubes with screw caps with silicone seals are also a secure choice for interim storage of prepared formulations to be used in later testing.



### Application

- + Aliquoting reagents
- + Storage of expensive samples
- + Storage of medical materials, such as serums or blood samples
- + Preparing formulations

### Features

- + All tubes are made of highly transparent polypropylene
- + Screw cap with silicone seal for secure closure
- + Variable base shape for convenience
- + Easy identification through color coding



## User information

- Ideal for storing medical materials such as serums and blood samples, as well as for sample heating and centrifuging.
- The microtubes can be centrifuged up to 17,000 x g.

**Caution:** The relative centrifugal force (RCF) is dependent on the radius of the rotor and the speed (RPM) of the centrifuge.

**General conversion formula:**

$$g = RCF = ((U/min)/1000)^2 \cdot r \cdot 1.118$$


**g-force:** Gravitational acceleration

**RCF:** Relative centrifugal force  
(corresponds to the g-force)

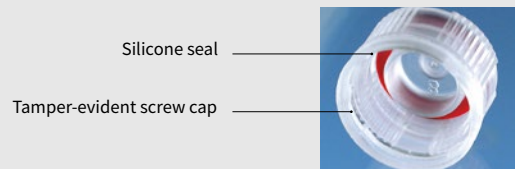
**r:** Rotation radius

**U/min:** Rotor revolutions per minute (speed)

- Microtubes are sealed extremely well with silicone seals, without contact between the sample and the sealing ring. The containers are suitable for the storage of samples in the gaseous (vapor) phase of liquid nitrogen.



- The tamper-evident screw cap guarantees the user an uncontaminated sample. A visible ring acts as an anti-tamper seal, which breaks when the cap is first opened. The microtubes have a silicone seal, and are suitable for the storage of samples in the gaseous (vapor) phase of liquid nitrogen.



Self-standing tubes with a foot rim can easily be opened in the rack with one hand



## Accessories

### Cryogenic tube rack

For self-standing cryogenic tubes and tubes with screw cap. Pack of 4.

Cat. No. 114860



### Microtube rack, PP

Stackable racks with alphanumeric positions. Operating temperature -20 °C to +90 °C. Autoclavable at 121 °C (2 bar), acc. DIN EN 285. Density 1.2 g/cm<sup>3</sup>. Will not float in waterbath. Pack of 5.



| For Ø up to mm | Positions | white<br>Cat. No. | blue<br>Cat. No. | red<br>Cat. No. |
|----------------|-----------|-------------------|------------------|-----------------|
| 11             | 8 x 16    | 4341050           | 4341051          | 4341052         |
| 13             | 6 x 14    | 4341000           | 4341001          | 4341002         |

### Mini cooler, PC

Durable polycarbonate filled with non-toxic gel. Mini coolers hold twelve 0.5 ml to 2.0 ml tubes. Pack of 1.



| Bench temp. maintained | Time held | Color  | Cat. No. |
|------------------------|-----------|--------|----------|
| 0 °C                   | 60 min.   | red    | 114930   |
| -20 °C                 | 60 min.   | yellow | 114935   |
| -70 °C                 | 45 min.   | white  | 114940   |

### Microtube rack, PP

Numbered positions for 20 microtubes, 1.5 ml. Autoclavable at 121 °C (2 bar), acc. DIN EN 285. Pack of 1.

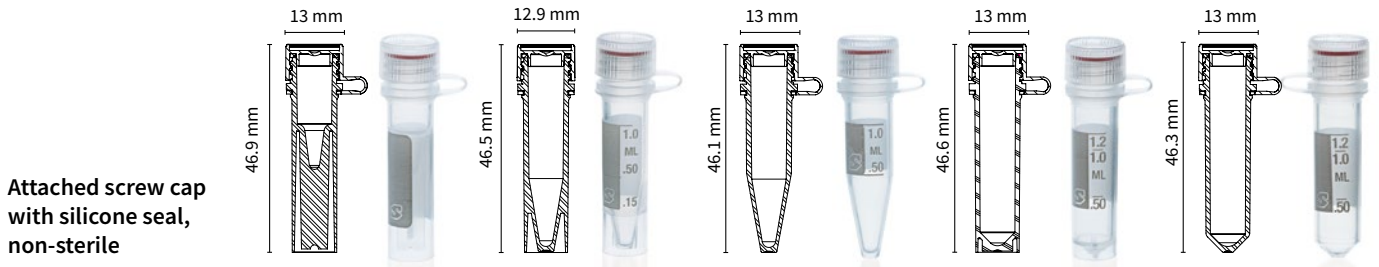
Cat. No. 780605



## Technical information & Ordering data

### Microtubes with attached screw cap with silicone seal, non-sterile

- Easy handling due to attached lid
- For storage in gaseous phase of liquid nitrogen
- Operating range -196 °C to +121 °C
- Autoclavable at 121 °C (2 bar), acc. DIN EN 285



Attached screw cap with silicone seal, non-sterile

| Capacity           | 0.5 ml        | 1.5 ml       | 1.5 ml       | 2 ml          | 2 ml         |
|--------------------|---------------|--------------|--------------|---------------|--------------|
| Subdiv. up to [ml] | -             | 1            | 1            | 1.2           | 1.4          |
| Height [mm]        | 46.9          | 46.5         | 46.1         | 46.6          | 46.3         |
| Description        | self-standing | round-bottom | round-bottom | self-standing | round-bottom |
| Pack of            | 1000 pieces   | 1000 pieces  | 1000 pieces  | 1000 pieces   | 1000 pieces  |
| Cat. No.           | 780710        | 780711       | 780712       | 780713        | 780714       |

### Cap inserts for microtubes



| Color    | white      | blue       | red        | green      | yellow     |
|----------|------------|------------|------------|------------|------------|
| Pack of  | 500 pieces | 500 pieces | 500 pieces | 500 pieces | 500 pieces |
| Cat. No. | 780720     | 780721     | 780722     | 780723     | 780724     |

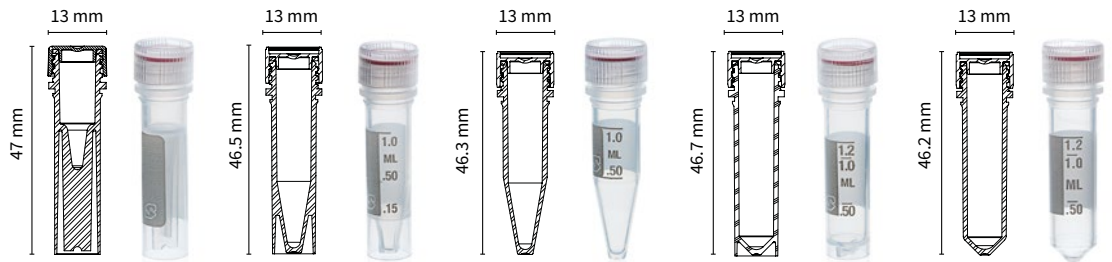




### Microtubes with bulk screw cap with silicone seal, sterile

- High purity polypropylene, DNA-, DNase-, and RNase-free, endotoxine-free, non-mutagenic, non-toxic
- Perfect cap seal to protect against evaporation
- Operating range -196 °C to +121 °C

#### Bulk screw cap with silicone seal, sterile



| Capacity    | 0.5 ml        | 1.5 ml        | 1.5 ml       | 2 ml          | 2 ml         |
|-------------|---------------|---------------|--------------|---------------|--------------|
| Height [mm] | 47            | 46.5          | 46.3         | 46.7          | 46.2         |
| Description | self-standing | self-standing | round-bottom | self-standing | round-bottom |
| Pack of     | 500 pieces    | 500 pieces    | 500 pieces   | 500 pieces    | 500 pieces   |
| Cat. No.    | 780750        | 780751        | 780752       | 780753        | 780754       |

#### Cap inserts for microtubes



| Color    | white      | blue       | red        | green      | yellow     |
|----------|------------|------------|------------|------------|------------|
| Pack of  | 500 pieces | 500 pieces | 500 pieces | 500 pieces | 500 pieces |
| Cat. No. | 780720     | 780721     | 780722     | 780723     | 780724     |


#### Screw caps for microtubes



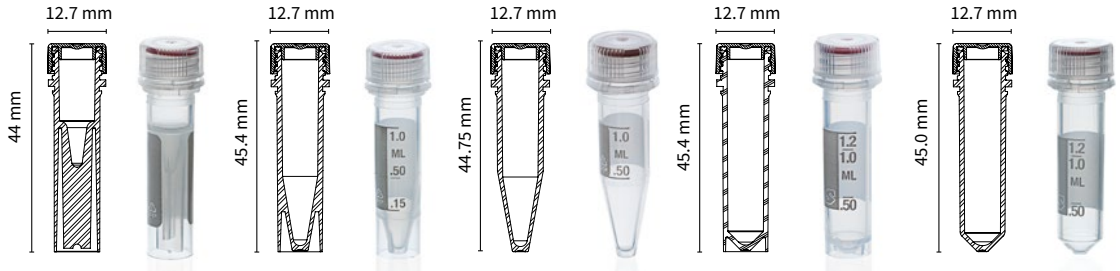
| Color    | white       | blue        | red         | green       | yellow      |
|----------|-------------|-------------|-------------|-------------|-------------|
| Pack of  | 1000 pieces | 1000 pieces | 1000 pieces | 1000 pieces | 1000 pieces |
| Cat. No. | 780740      | 780741      | 780742      | 780743      | 780744      |

### Microtubes with bulk tamper-evident screw cap with silicone seal, sterile

- The tamper-evident screw cap guarantees uncontaminated samples
- For storage in gaseous phase of liquid nitrogen
- Operating range -196 °C to +121 °C



Bulk tamper-evident screw cap with silicone seal, steril

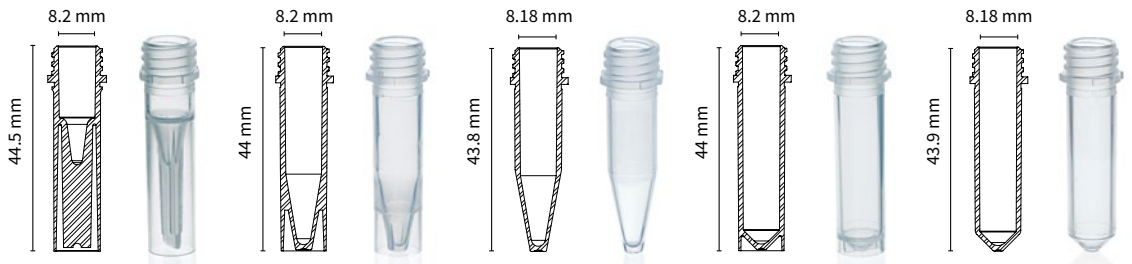


|             |               |               |              |               |              |
|-------------|---------------|---------------|--------------|---------------|--------------|
| Capacity    | 0.5 ml        | 1.5 ml        | 1.5 ml       | 2 ml          | 2 ml         |
| Height [mm] | 44            | 45.4          | 44.75        | 45.4          | 45.0         |
| Description | self-standing | self-standing | round-bottom | self-standing | round-bottom |
| Pack of     | 500 pieces    | 500 pieces    | 500 pieces   | 500 pieces    | 500 pieces   |
| Cat. No.    | 780755        | 780756        | 780757       | 780758        | 780759       |

### Microtubes without screw cap, non-sterile, ungraduated

- Easy identification through different coloured lids
- The tamper-evident screw cap guarantees uncontaminated samples
- For storage in gaseous phase of liquid nitrogen

Without screw cap, non-sterile, ungraduated



|             |               |               |              |               |              |
|-------------|---------------|---------------|--------------|---------------|--------------|
| Capacity    | 0.5 ml        | 1.5 ml        | 1.5 ml       | 2 ml          | 2 ml         |
| Height [mm] | 44.5          | 44            | 43.8         | 44            | 43,9         |
| Description | self-standing | self-standing | round-bottom | self-standing | round-bottom |
| Pack of     | 1000 pieces   | 1000 pieces   | 1000 pieces  | 1000 pieces   | 1000 pieces  |
| Cat. No.    | 780760        | 780761        | 780762       | 780763        | 780764       |

Tamper-evident screw caps with silicone seal



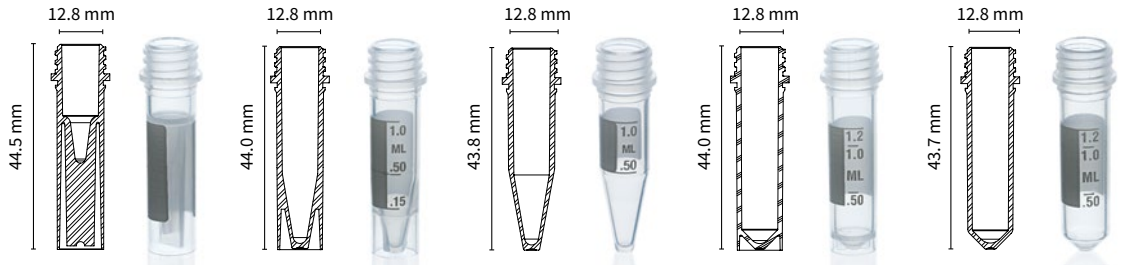
|          |             |             |             |             |             |             |
|----------|-------------|-------------|-------------|-------------|-------------|-------------|
| Color    | transparent | blue        | green       | purple      | red         | yellow      |
| Pack of  | 1000 pieces | 1000 pieces | 1000 pieces | 1000 pieces | 1000 pieces | 1000 pieces |
| Cat. No. | 780770      | 780771      | 780772      | 780773      | 780774      | 780775      |



### Microtubes without screw cap, non-sterile, graduated

- High purity polypropylene
- Operating range -196 °C to +121 °C
- Autoclavable at 121 °C (2 bar), acc. DIN EN 285

Without screw cap,  
non-sterile,  
graduated



|             |               |               |              |               |              |
|-------------|---------------|---------------|--------------|---------------|--------------|
| Capacity    | 0.5 ml        | 1.5 ml        | 1.5 ml       | 2 ml          | 2 ml         |
| Height [mm] | 44.5          | 44.0          | 43.8         | 44.0          | 43.7         |
| Description | self-standing | self-standing | round-bottom | self-standing | round-bottom |
| Pack of     | 1000 pieces   | 1000 pieces   | 1000 pieces  | 1000 pieces   | 1000 pieces  |
| Cat. No.    | 780730        | 780731        | 780732       | 780733        | 780734       |

Screw caps for  
microtubes




|          |             |             |             |             |             |
|----------|-------------|-------------|-------------|-------------|-------------|
| Color    | white       | blue        | red         | green       | yellow      |
| Pack of  | 1000 pieces | 1000 pieces | 1000 pieces | 1000 pieces | 1000 pieces |
| Cat. No. | 780740      | 780741      | 780742      | 780743      | 780744      |

## 11.2 Cryogenic tubes



- ✓ Safe long-term storage down to  $-196\text{ }^{\circ}\text{C}$
- ✓ Tight sealed containers
- ✓ High purity polypropylene, RNase-, DNA- and endotoxin-free

Cryopreservation is an essential process for halting almost all chemical reactions during long-term storage and for preventing sample degradation. The most commonly used approach is to store samples in the gas phase of the liquid nitrogen tank, or in freezers. BRAND offers highly stable cryogenic tubes as an ideal choice for safe, long-term storage of biological materials. The right plastic and a precise thread design help perfectly seal these containers, reducing the danger of sample contamination.



### Applications

- + Sample storage
- + Aliquoting and sample preparation
- + Extracting nucleic acids and proteins
- + Screening tests

### Features

- + High-purity polypropylene with excellent chemical resistance
- + Tight-sealing and easy opening
- + Available in sizes 0.5 ml, 1.5 ml and 2.0 ml
- + Autoclavable at  $121\text{ }^{\circ}\text{C}$  (2 bar), acc. DIN EN 285



## User information

### What does storage under cryogenic conditions mean?

Cryogenic conditions indicate temperatures below approx.  $-130^{\circ}\text{C}$  (approx.  $< 140\text{ K}$ ). This means the temperature is below the temperature at which water turns into a gas. Ice no longer recrystallises, and therefore there is no further growth of ice crystals (BURDEN 1999). This ensures that chemical processes in the samples are minimised, and that morphological changes (ie, ice crystal growth) are

prevented. When samples are stored in the gas phase in liquid nitrogen, the evaporating nitrogen in the sample storage container also creates an inert gas atmosphere that likewise generally prevents samples from changing due to oxygen from the ambient air (oxidation processes).

Examples of products stored under cryogenic conditions are:

- Sperm, egg cells
- Stem cells, bone marrow
- Blood components, such as erythrocytes
- Heart valves
- Skin, bones, teeth
- Samples for DNA analysis in genetic engineering.

Source: Dr. Heinz Rüdell, Martin Weingärtner, Fraunhofer Institute for Molecular Biology and Applied Oncology; Title: Lagerung von Umweltproben unter Cryobedingung; December 2008, V 2.0.0



For research use only!

### Comparison of thread types



#### Advantages of external thread with sealing lid and silicone seal

- Simplifies single-handed operation in comparison to cryogenic tubes with internal thread.
- Reduces the danger of contamination.



#### Advantages of internal thread

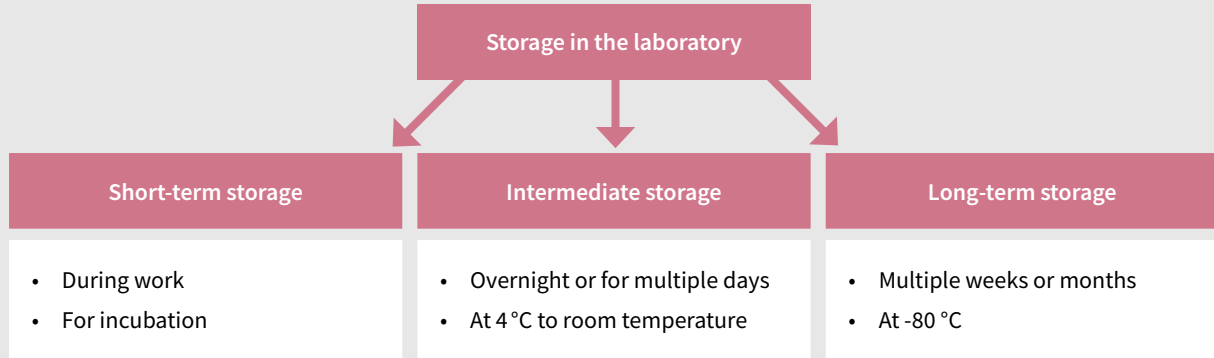
- Space-saving compared to cryogenic tubes with external thread.
- Colored cap inserts snap in farther. Tubes can be removed from the box using the rod.
- Uniform exterior diameter improves fit with centrifuge rotors.



Technical information and ordering data for cryogenic tubes is available in chapter I "Cell culture" starting on page 22, and in our online shop at [shop.brand.de](http://shop.brand.de)

## Correct sample storage

When choosing correct materials for different storage conditions, storage duration and temperature are key in addition to the sample to be stored. The lower the storage temperature required for safe storage, the greater the temperature fluctuations the vessel must withstand, as well as the closure especially when freezing and thawing the vessel.



Repeated thawing and freezing may have a negative effect on the quality of your samples. We recommend creating aliquots and freezing these.

| Storage down to -20 °C   | Storage down to -80 °C   | Storage down to -196 °C  |
|--|--|--|
| <ul style="list-style-type: none"> <li>• Short-term storage</li> <li>• Intermediate storage</li> </ul> | <ul style="list-style-type: none"> <li>• Long-term storage of non-critical samples</li> <li>• Intermediate storage of sensitive samples</li> </ul> | <ul style="list-style-type: none"> <li>• Databases</li> <li>• Storage of cell cultures</li> <li>• Long-term storage</li> </ul> |

## Overview of different closure options for plates

|                        | Lid  | Sealing mats   | Sealing films  |
|------------------------|--|--|--|
| Use                    | Easy closure for <b>short-term storage</b> . Caps offer only minor protection against evaporation. | For <b>intermediate storage</b> and protection during use. Good evaporation reduction. | For <b>long-term storage</b> . Films reduce evaporation to a minimum and offer long-term sealing for plates. |
| Evaporation protection | ✓  | ✓✓   | ✓✓✓  |
| Transparency           | ✓✓   | -  | -/✓✓   |
| Simple handling        | ✓✓✓  | ✓✓   | ✓✓✓  |
| Costs                  | ✓✓✓  | ✓✓✓  | ✓✓   |





## Trademark Index

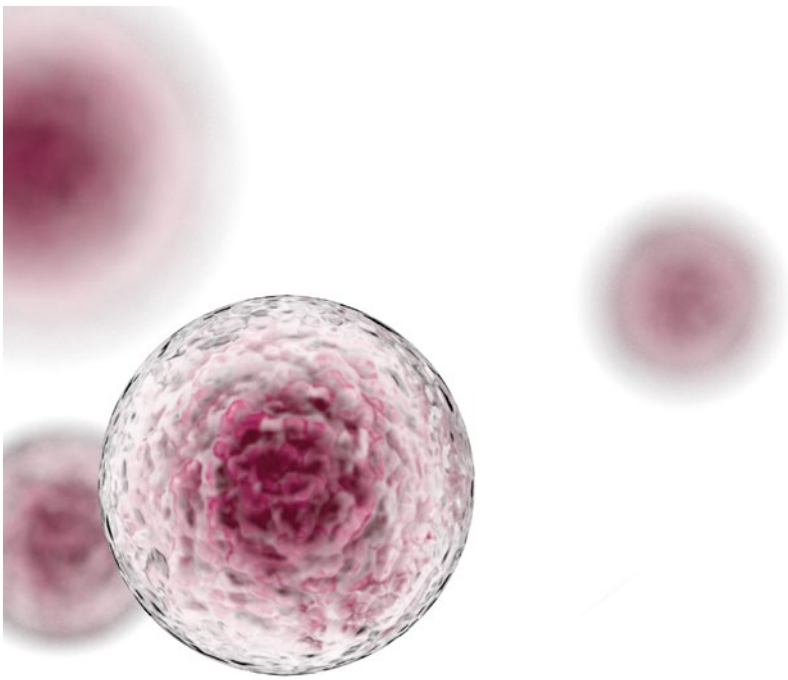
accu-jet®, BIO-CERT®, BLAUBRAND®, BRAND®, BRAND. For lab. For life.®, BRANDplates®, cellGrade™, Dispensette®, hydroGrade™, immunoGrade™, inertGrade™, lipoGrade™, pureGrade™, seripettor®, Transferpette®, as well as the figurative marks depicted here and the BRAND figurative mark are registered trademarks or trademarks of BRAND GMBH + CO KG, Germany.

All other trademarks mentioned or depicted here are the property of the respective owners.



Subject to technical modification without notice. Errors excepted.





9944 81 | Printed in Germany | WA-0321

**BRAND GMBH + CO KG**  
P.O. Box 1155 | 97861 Wertheim | Germany  
T +49 9342 808-0 | F +49 9342 808-98000 | [info@brand.de](mailto:info@brand.de) | [www.brand.de](http://www.brand.de)

**BRAND. For lab. For life.®**

