


GeneChip™ Yeast Genome 2.0 Array

Catalog Numbers 900553, 900554, and 900555

Doc. Part No. 701785 Pub. No. MAN0017684 Rev. A.0

 **WARNING!** Read the Safety Data Sheets (SDSs) and follow the handling instructions. Wear appropriate protective eyewear, clothing, and gloves. Safety Data Sheets (SDSs) are available from thermofisher.com/support.

Product use

The Applied Biosystems™ GeneChip™ Yeast Genome 2.0 Array can be used to study gene expression for 5,841 of 5,845 *Saccharomyces cerevisiae* transcripts and 5,031 *Schizosac-charomyces pombe* transcripts. The sequence information for this array was selected from public data sources GenBank™ (May 2004) and Sanger Center (June 2004) for the *S. cerevisiae* and *S. pombe* genomes, respectively.

Oligonucleotide probes are synthesized *in situ* complementary to each corresponding sequence. Eleven pairs of oligonucleotide probes are used to measure the level of transcription of each sequence represented.

Visit our website for a complete list of supporting documentation including procedures regarding target preparation, target hybridization, fluidics station setup, probe array scan, and data analysis.

Instrumentation and software required

- GeneChip™ Scanner 3000 7G
- GeneChip™ Fluidics Station 450
- GeneChip™ Hybridization Oven 645
- GeneChip™ Command Console™ (GCC) software

Critical specifications

Item	Specification
Feature size	11 µm
Probe pairs/sequence	11
Array format	169
Hybridization controls	<i>bioB</i> , <i>bioC</i> , and <i>bioD</i> from <i>E. coli</i> , and <i>cre</i> from P1 Bacteriophage
Poly-A controls	<i>dap</i> , <i>lys</i> , <i>phe</i> , <i>thr</i> , and <i>trp</i> from <i>B. subtilis</i>
Housekeeping controls	GAPDH, Actin, EAF5, SRB4, tfl1d, RIP1, URA3, and WBP1
Hybridization volume	80 µL The total fill volume of the cartridge is 100 µL.
Fluidics protocol	Mini_euk2v3 Fluidics Station 450/250 scripts are designated by the suffix “_450.”
Library files	Yeast_2

Accessory files

Fluidics scripts

The fluidics script used depends on the array type, labeling protocol, and reagents used for cartridge processing. Refer to the GeneChip Fluidics Station Scripts support page to determine which fluidics script is appropriate for your application. The fluidics scripts can be downloaded from our website.

Library files

Library files contain information about the probe array design characteristics, probe use and content, and scanning and analysis parameters. These files are unique for each probe array. Additional information can be located under the specific array product on our website.

Ordering information

Unless otherwise indicated, all materials are available through thermofisher.com. MLS: Fisher Scientific (fisherscientific.com) or other major laboratory supplier.

Product	Description	Cat. No.
GeneChip™ Yeast Genome 2.0 Array	2 arrays	900553
	6 arrays	900554
	30 arrays	900555
Supporting products		
GeneChip™ 3' IVT PLUS Reagent Kit	10 reactions	902415
	30 reactions	902416
GeneChip™ Hybridization, Wash, and Stain Kit ^[1]	30 reactions	900720

^[1] Each kit contains 1 Hybridization Module, 1 Stain Module, 3 bottles of Wash Buffer A, and 1 bottle of Wash Buffer B, sufficient for 30 reactions. Individual kit components may be ordered separately.

Storage, handling, and stability

This cartridge array consists of a square glass substrate mounted in a plastic cartridge. The glass contains an array of oligonucleotides that, when mounted, is on the inner glass surface. A chamber in the plastic housing directly under the glass acts as a reservoir where hybridization and washing occur.

Although the inner glass surface of the probe array is protected, any contamination or scratches on the outer surface of the glass can compromise the accuracy of the scan. Avoid touching the surface of the glass with your fingers. Skin oils and other substances, such as lotions or ink, can fluoresce. If the surface of the glass is noticeably dirty, it can be carefully cleaned with a nonabrasive laboratory tissue.

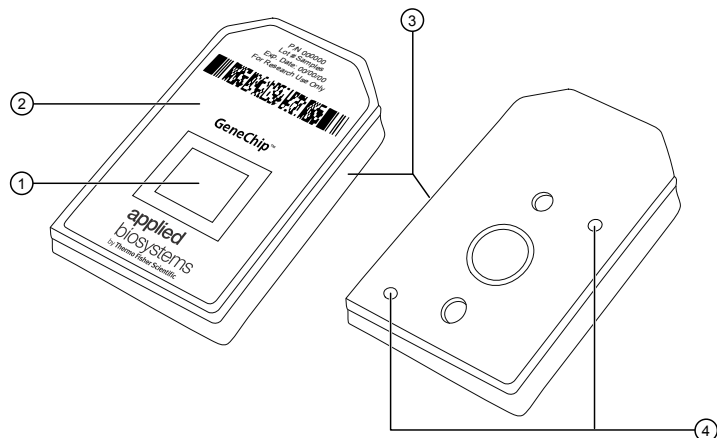


Fig. 1 Cartridge array.

- ① Probes on a glass substrate
- ② Plastic cartridge
- ③ Notch
- ④ Septa

The cartridge array should be stored at 2–8°C. Refer to the expiration date on the package label. Do not use arrays or reagents after the expiration date.

Customer and technical support


Visit thermofisher.com/support for the latest in services and support, including:

- Worldwide contact telephone numbers
- Product support, including:
 - Product FAQs
 - Software, patches, and updates
 - Training for many applications and instruments
- Order and web support
- Product documentation, including:
 - User guides, manuals, and protocols
 - Certificates of Analysis
 - Safety Data Sheets (SDSs; also known as MSDSs)

Note: For SDSs for reagents and chemicals from other manufacturers, contact the manufacturer.

Limited product warranty

Life Technologies Corporation and/or its affiliate(s) warrant their products as set forth in the Life Technologies' General Terms and Conditions of Sale found on Life Technologies' website at www.thermofisher.com/us/en/home/global/terms-and-conditions.html. If you have any questions, please contact Life Technologies at www.thermofisher.com/support.

 Affymetrix Pte Ltd | 7 Gul Circle #2M-01 | Keppel Logistics Building | Singapore 629563

The information in this guide is subject to change without notice.

DISCLAIMER: TO THE EXTENT ALLOWED BY LAW, LIFE TECHNOLOGIES AND/OR ITS AFFILIATE(S) WILL NOT BE LIABLE FOR SPECIAL, INCIDENTAL, INDIRECT, PUNITIVE, MULTIPLE, OR CONSEQUENTIAL DAMAGES IN CONNECTION WITH OR ARISING FROM THIS DOCUMENT, INCLUDING YOUR USE OF IT.

Revision history: Pub. No. MAN0017684

Revision	Date	Description
A.0	04 April 2018	Initial release in Thermo Fisher Scientific document control system. Supersedes legacy Affymetrix publication number 701785.

Important Licensing Information: These products may be covered by one or more Limited Use Label Licenses. By use of these products, you accept the terms and conditions of all applicable Limited Use Label Licenses.

©2018 Thermo Fisher Scientific Inc. All rights reserved. All trademarks are the property of Thermo Fisher Scientific and its subsidiaries unless otherwise specified. All other trademarks are the property of their respective owners.