

## Instructions for use

Eppendorf Storage Film, Storage Foil, Sealing Mat and Plate Lid

English (EN)

Before using the consumables for the first time, read these instructions for use and the instructions for use of the plates. You can find the current version of the instructions for use on the Internet at [www.eppendorf.com](http://www.eppendorf.com).

## 1 Safety

### 1.1 Intended use

Eppendorf Storage products are designed to seal Eppendorf Deepwell Plates and microplates. Plates sealed with Eppendorf Storage products protect samples against evaporation and contamination. Short-term storage of samples is thereby possible.

Storage products must not be used to dispatch or mix samples.

Single-use Eppendorf Film, Foils and Plate Lids are designed for sealing of Eppendorf Deepwell Plates and microplates.

Sealing Mats are designed to seal Eppendorf Deepwell Plates DWP 96/1000 and DWP 96/2000. Sealing Mats can be autoclaved and are therefore suitable for multiple use. Sealing Mats must not be divided. Plate wells cannot be completely sealed with cut or divided Sealing Mats.

The products can be used for training, routine and research laboratories in the areas of life sciences, industry or chemistry. The products are designed for research purposes only. Eppendorf does not provide a warranty for other applications. Not suitable for use in diagnostic or therapeutic applications.

Operation requires skilled personnel who have been trained for the above mentioned areas.



**WARNING! Damage to health from toxic, radioactive or aggressive chemicals as well as infectious liquids and pathogenic germs.**

- ▶ Observe the national regulations for handling these substances, the biological security level of your laboratory, the material safety data sheets and the manufacturer's application notes.
- ▶ Wear personal protective equipment.
- ▶ For comprehensive regulations about handling germs or biological material of risk group II or higher, please refer to the "Laboratory Biosafety Manual" (source: World Health Organization, Laboratory Biosafety Manual, in its respectively current valid version).

**Instructions for use**

Eppendorf Storage Film, Storage Foil, Sealing Mat and Plate Lid  
English (EN)

**WARNING! Contamination risk from splashing liquids or escaping substances.**

- ▶ Observe the maximum filling volume.
- ▶ Take appropriate safety measures to prevent the escape of substances in the plates during storage and transportation.
- ▶ Always remove the covers carefully.
- ▶ Use only undamaged and visibly perfect plates from intact packages.
- ▶ Do not use liquid nitrogen in combination with the plates. They could be damaged or the covers could burst open during thawing.

**WARNING! Risk of contamination**

Consumables are only sterile in sealed packaging.

- ▶ Please check that the packaging is undamaged.
- ▶ Observe the expiry date printed on the packaging.
- ▶ Only open the packaging immediately before use.
- ▶ Only use visually perfect and undamaged items.

**CAUTION! Contamination risk when disposing of used consumables.**

- ▶ Dispose of used consumables in accordance with the substances with which they have come into contact.
- ▶ Observe the rules applicable to your lab.

**NOTICE! Material damage from incorrect use.**

- ▶ Only use the product for its intended purpose as described in the operating manual.
- ▶ Ensure adequate material resistance when using chemical substances.
- ▶ In case of doubt, contact the manufacturer of this product.

## 2 Product description

To protect them from evaporation and contamination, Eppendorf Deepwell and Microplates can be closed with different systems.

### Storage Film and Foil

Storage Film and Foil adhesive closures close the Eppendorf Deepwell and Microplates in an easy and reliable way. Film products are transparent and protect from accidental penetration. Foil products are made of aluminum and protect light sensitive samples.

For long-term storage, we recommend the use of an Eppendorf Heat Sealing Film.

### Sealing Mat

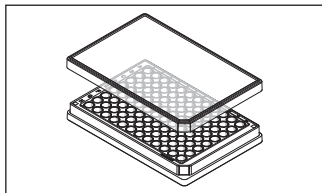
Sealing Mats are reusable and can be autoclaved. Sealing Mats are suitable for short-term storage.

### Plate Lid

Plate Lids offer stable and flexible protection of the samples during short-term storage.

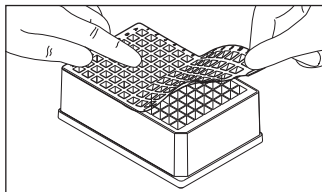
## 3 Application

### 3.1 Eppendorf Plate Lid



1. Place the lid on the plate.

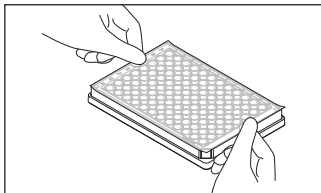
### 3.2 Eppendorf Sealing Mat



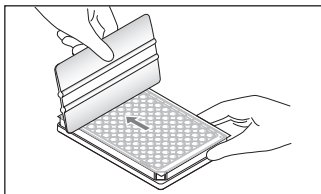
1. Position Sealing Mat on one side of the plate and close the individual wells with light pressure, until the entire plate is sealed evenly.

**Instructions for use**

Eppendorf Storage Film, Storage Foil, Sealing Mat and Plate Lid  
English (EN)

**3.3 Eppendorf Storage Film and Storage Foil**

1. Pull supporting material off the adhesive underside.
2. Position Storage Film or Storage Foil on the plate with the adhesive underside.



3. Adhere Storage Film or Storage Foil onto the plate with even pressure using a racket.



**4 Technical data**

Operational temperature	Storage Film, Storage Foil: -20 °C to +120 °C Plate Lid: -86 °C to +60 °C Sealing Mat: -86 °C to +120 °C
Autoclavability	Storage Film, Storage Foil: No Plate Lid: No Sealing Mat: 121 °C, 20 min

**4.1 Material and resistance to chemicals**

Material	Storage Film: PET Storage Foil: Aluminum Plate Lid: PS Sealing Mat: TPE
Resistance to chemicals	Refer to application no. 56: "The best material for original Eppendorf Tubes® and plates: properties and chemical resistance of polypropylene"
Storage before use	<ul style="list-style-type: none"> <li>▶ Protect from direct sunlight and UV light.</li> <li>▶ Store dry at room temperature.</li> </ul>

## 4.2 Eppendorf purity grade

	<b>Sterile</b>	<b>PCR clean</b>
		
<b>Batch testing (certified) for the following purity criteria</b>		
Free of human DNA		■
DNase-free		■
RNase-free		■
Free of PCR inhibitors		■
Pyrogen-free (endotoxin-free)	■	
Sterile (Ph.Eur./UPS)	■	

Batch-specific certificates on the Internet at: [www.eppendorf.com/certificates](http://www.eppendorf.com/certificates).

## 5 Ordering information

<b>Order no. (International)</b>	<b>Order no. (North America)</b>	<b>Description</b>
0030 127.870	0030127870	<b>Storage Film</b> PCR clean, adhesive, 100 pieces
0030 127.889	0030127889	<b>Storage Foil</b> PCR clean, adhesive, 100 pieces
0030 131.517 0030 131.525	0030131517 0030131525	<b>Eppendorf Plate Lid</b> PCR clean, 80 pieces sterile, 80 pieces
0030 127.978	0030127978	<b>Eppendorf Sealing Mat</b> for DWP 96/1000, DWP 96/500 50 pieces (5 bags x 10 pieces)
0030 127.960	0030127960	<b>Eppendorf Sealing Mat</b> for DWP 96/2000 50 pieces (5 bags x 10 pieces)

Further ordering information for Eppendorf Deepwell Plates, Microplates and other closure options: [www.eppendorf.com](http://www.eppendorf.com).

**Your local distributor: [www.eppendorf.com/contact](http://www.eppendorf.com/contact)**

Eppendorf AG · 22331 Hamburg · Germany

[eppendorf@eppendorf.com](mailto:eppendorf@eppendorf.com) · [www.eppendorf.com](http://www.eppendorf.com)