

## Eppendorf PCR Films & Foils (adhesive)

### 1 Product description

The adhesive PCR Films and PCR Foils have been designed for sealing PCR plates in PCR and cycle sequencing experiments. The Masterclear *real-time* PCR Film has been especially developed for real-time PCR and allows the detection of fluorescent signals. In conjunction with thermal cyclers where the heated lid is applied to the surface of the PCR plate, the sealing materials provide protection against evaporation. They are not suitable for long-term storage.

The products are designed for single use in routine, research and training labs in the bioscience, industrial and chemical fields. They are intended for use by trained specialists only.




Fig. 1: Clear shiny top side (Film),  
non-transparent aluminum top side  
(Foil)



Fig. 2: White liner on the back side

## 2 Safety

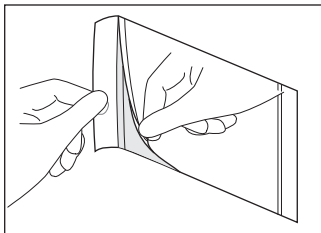


**WARNING! Damage to health from toxic, radioactive or aggressive chemicals as well as infectious liquids and pathogenic germs.**

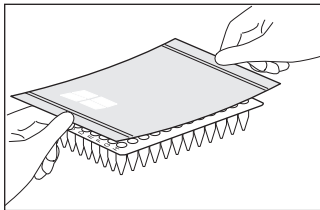
- ▶ Observe the national regulations for handling these substances, the biological security level of your laboratory, the material safety data sheets and the manufacturer's application notes.
  - ▶ Wear personal protective equipment.
  - ▶ For full instructions regarding the handling of germs or biological material of risk group II or higher, please refer to the "Laboratory Biosafety Manual" (Source: World Health Organization, current edition of the Laboratory Biosafety Manual).
- 
- ▶ Reagents, disposables contaminated with reagents and materials used for cleaning and disinfecting should be disposed of in accordance with laboratory regulations.
  - ▶ Use only undamaged articles.
  - ▶ Use articles from undamaged packages only.

## 3 Application

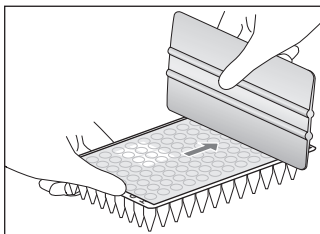
1. Use gloves.
2. Peel away the white liner from the adhesive side.



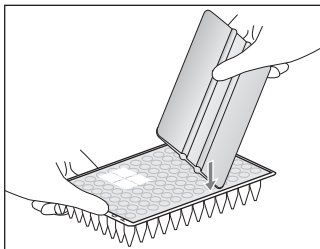
3. Apply the adhesive side to the plate.



4. Apply even pressure. Use an applicator if necessary.



5. Ensure the sealing is secure, especially the wells at the edges and in the corners. Make sure there is sufficient contact between the film or foil and the outer edge of the plate.



**Instructions for use**  
Eppendorf PCR Films & Foils (adhesive)  
English (EN)

## 4 Technical data

Eppendorf PCR clean	Certified free of RNase, DNase, human DNA and PCR inhibitors*.
Storage	Protect from direct sunlight and UV light. Store dry at room temperature.
Operational temperature	-20°C to +120°C

\* Lot-specific certificates are available at [www.eppendorf.com](http://www.eppendorf.com) or [certificates@eppendorf.de](mailto:certificates@eppendorf.de).

## 5 Ordering information

Order no. (International)	Order no. (North America)	Description
0030 132.947	0030132947	<b>Masterclear real-time PCR Film</b> adhesive, 100 pieces
0030 127.781	0030127781	<b>PCR Film</b> adhesive, 100 pieces
0030 127.790	0030127790	<b>PCR Foil</b> adhesive, 100 pieces

Additional ordering information for Eppendorf PCR Films & Foils, Eppendorf PCR Tubes, PCR Tube Strips and PCR Cap Strips as well as Eppendorf twin.tec PCR Plates (real-time and standard PCR): [www.eppendorf.com](http://www.eppendorf.com).

**Your local distributor:** [www.eppendorf.com/contact](http://www.eppendorf.com/contact)  
Eppendorf AG · 22331 Hamburg · Germany  
[eppendorf@eppendorf.com](mailto:eppendorf@eppendorf.com) · [www.eppendorf.com](http://www.eppendorf.com)