

Instructions for use
Fast PCR Tubes Strips and Cap Strips
English (EN)

Before using the consumables for the first time, read these instructions for use and the operating manual of the device that you use the consumables with.

1 Safety

1.1 Intended use

Fast PCR Tube Strips and Cap Strips are designed for single use in Fast PCR applications in combination with Fast PCR reagents and Fast PCR programs as well as appropriate cyclers such as the Eppendorf Mastercycler X50.

The products can be used for training, routine and research laboratories in the areas of life sciences, industry or chemistry. This product is intended to be used for research purposes only. Eppendorf does not provide a warranty for other applications. The products are not suitable for use in diagnostic or therapeutic applications. The products may only be used by skilled personnel who have been trained in the areas mentioned above.



WARNING! Risk from hazardous substances.

If the tubes are handled improperly the contents of the tube can splash out or escape.

- ▶ Only use undamaged tubes and plates.
- ▶ Do not fill the tubes and plates above the permitted total volume.
- ▶ Make the necessary safety arrangements for transport or storage to prevent materials escaping from the tube. Use stands that are suitable for the tubes.
- ▶ Do not freeze the tubes and plates with liquid nitrogen.
- ▶ Seal the tubes and plates carefully.



WARNING! Damage to health from toxic, radioactive or aggressive chemicals as well as infectious liquids and pathogenic germs.

- ▶ Observe the national regulations for handling these substances, the biological security level of your laboratory, the material safety data sheets and the manufacturer's application notes.
- ▶ Wear your personal protective equipment.
- ▶ Consult the "Laboratory Biosafety Manual" (source: World Health Organization, Laboratory Biosafety Manual, in its respectively current valid version).



CAUTION! Risk of contamination when disposing of used consumables.

- ▶ Dispose of used consumables in accordance with the substances with which they have come into contact.
- ▶ Observe the rules that apply to your laboratory.



NOTICE! Material damage from incorrect use.

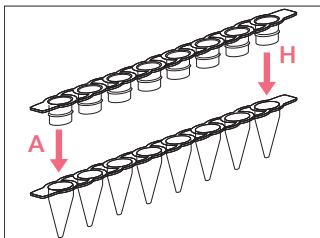
- ▶ Only use the product for its intended purpose as described in the operating manual.
- ▶ Ensure adequate material resistance when using chemical substances.
- ▶ In case of any doubts, contact the manufacturer of this product.

2 Product description

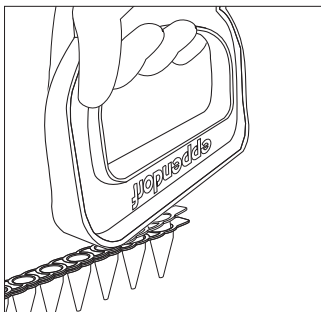
Fast PCR Tube Strips are thin-walled and thermally conductive tubes in strip format. Cap Strips are tube lids for Fast PCR Tube Strips and PCR plates.

3 Application

3.1 Closing tubes with Cap Strips

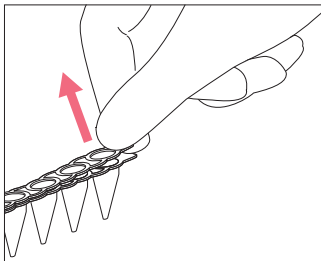


1. Position the Cap Strips marked A and H on a tube strip.



2. Press the Cap Strips firmly onto the tubes.
The tool shown in the image can be used as an aid.
3. Check that the Cap Strips are correctly positioned on the tube strip.

3.2 Removing Cap Strips



- ▶ Pull the Cap Strips off upward.

3.3 Loading the thermoblock of a thermal cycler with Fast PCR Tube Strips

- ❗ Fast PCR Tube Strips may become deformed at high temperatures. To prevent deformations:
 - Increase the number of empty sample tubes in the thermoblock.
- ▶ Place the Fast PCR Tube Strips into the center of the thermoblock and ensure that they are symmetrically positioned.
- ▶ Load the thermoblock with at least 2 Fast PCR Tube Strips. If you have fewer reaction batches, also add empty Fast PCR Tube Strips to make sure the thermoblock is loaded with at least 2 Fast PCR Tube Strips.

4 Technical data

Material	Polyethylene
Operational temperature	-86 °C to +105 °C
Autoclavability	not autoclavable
Centrifugation stability	Suitable for centrifugation at up to 10000 x g in 45° fixed-angle rotor. Test conditions: 4 °C, 30 min, aqueous saline solution with a density of 1.2 g/mL. Eppendorf PCR tubes are not suitable for centrifuging organic solvents. If in doubt, contact Eppendorf Application Support.
Eppendorf purity grade	Batch testing (certified) for the following purity criteria: Human DNA-free, DNase-free, RNase-free and free of PCR inhibitors*.
Storage before use	▶ Protect from direct sunlight and UV light. ▶ Store dry at ambient temperature.

*) Batch-specific certificates are available on the Internet at: www.eppendorf.com/certificates.

5 Ordering information

Order no. (International)	Order no. (North America)	Description
0030 124.901	0030124901	Eppendorf Fast PCR Tube Strips 0.1 mL
0030 124.928	0030124928	PCR clean, without lids (10 × 12 strips)
0030 124.910	0030124910	PCR clean, with Cap Strips, domed (10 × 12 strips)
		PCR clean, with Cap Strips, flat (10 × 12 strips)
0030 124.804	0030124804	Eppendorf PCR Tube Strips 0.1 mL
0030 124.812	0030124812	without lids (10 × 12 strips)
0030 124.820	0030124820	PCR clean, with Cap Strips, domed (10 × 12 strips)
		PCR clean, with Cap Strips, flat (10 × 12 strips)
0030 132.874	951022089	Masterclear Cap Strips 10 × 12 strips
0030 124.839	0030124839	Cap Strips 8-strips
0030 124.847	0030124847	domed, 120 pcs. (10 × 12 pcs.)
		flat, 120 pcs. (10 × 12 pcs.)
0030 132.882	951022102	real-time PCR Tube Strips 0.1 mL, without caps, 10 × 12 strips
0030 132.890	951022109	real-time PCR Tube Strips and Masterclear Cap Strips 10 × 12 strips each
0030 124.545	0030124545	PCR Rack 10 pcs.

Your local distributor: www.eppendorf.com/contact

Eppendorf AG · Barkhausenweg 1 · 22339 Hamburg · Germany
eppendorf@eppendorf.com · www.eppendorf.com